



# Traffic Crash Report

Local Report Number *	Crash Severity	Hit/Skip
2   0   1   8   1   7   2   5	3 - 1 - Fatal 2 - Injury 3 - PDO	2 - 1 - Solved 2 - Unsolved

Local Information LINN DR		Reporting Agency NCIC *	Reporting Agency Name *	Number of Units	Unit in error
<input type="checkbox"/> Photos Taken <input type="checkbox"/> OH-2 <input type="checkbox"/> OH-3 <input type="checkbox"/> OH-1P <input type="checkbox"/> Other	<input type="checkbox"/> PDO Under State Reportable Dollar Amount	0   1   8   2   0	GARFIELD HEIGHTS	0   2	0   2   98 - Animal 99 - Unknown

County *	<input checked="" type="checkbox"/> City * <input type="checkbox"/> Village * <input type="checkbox"/> Township *	City, Village, Township *	Crash Date *	Time of Crash	Day of Week
1   8		GARFIELD HTS	0   5   1   9   2   0   1   8	0   4   3   7	S   A   T

Degrees / Minutes / Seconds Latitude	Longitude	Decimal Degrees Latitude	Longitude
°       '       .       "	-       °       '       .       "	.	-       .

Roadway Division	Divided Lane Direction of Travel	Number of Thru Lanes	Road Types or Milepost <sup>2</sup>
<input type="checkbox"/> Divided <input checked="" type="checkbox"/> Undivided	<input type="checkbox"/> N - Northbound <input type="checkbox"/> S - Southbound <input type="checkbox"/> E - Eastbound <input type="checkbox"/> W - Westbound	0   2	AL - Alley CR - Circle HE - Heights MP - Milepost PL - Place ST - Street WA - Way AV - Avenue CT - Court HW - Highway PK - Parkway RD - Road TE - Terrace BL - Boulevard DR - Drive LA - Lane PI - Pike SQ - Square TL - Trail

Location Route Type <sub>1</sub>	Location Route Number	Loc. Prefix	Location Road name	Location Road Type <sub>2</sub>	Route Types <sup>1</sup>
		N, S, E, W	LINN	DR	IR - Interstate Route (inc. turnpike) US - US Route SR - State Route CR - Numbered County Route TR - Numbered Township Route

Distance From Reference	Dir From Ref	Reference Route Type <sub>1</sub>	Reference Route Number	Ref Prefix	Reference Name (Road, Milepost, House #)	Reference Road Type <sub>2</sub>
<input type="checkbox"/> Miles <input type="checkbox"/> Feet <input type="checkbox"/> Yards	<input type="checkbox"/> N, S, E, W			N, S, E, W	13805	

Reference Point Used	Crash Location	01 - Not an intersection	06 - Five-point, or more	11 - Railway Grade Crossing	<input type="checkbox"/> Intersection Related	Location of First Harmful Event
3 - 1 - Intersection 2 - Mile Post 3 - House Number	0   1	02 - Four-way Intersection	07 - On Ramp	12 - Shared-Use Paths or Trails		1 - On Roadway 2 - On Shoulder 3 - In Median 4 - On Roadside 5 - On Gore 6 - Outside Trafficway 9 - Unknown

Road Contour	Road Conditions	01 - Dry	05 - Sand, Mud, Dirt, Oil, gravel	09 - Rut, Holes, Bumps, Uneven Pavement*
1 - Straight Level 2 - Straight Grade 3 - Curve Level 4 - Curve Grade 9 - Unknown	Primary Secondary	02 - Wet 03 - Snow 04 - Ice	06 - Water (Standing, Moving) 07 - Slush 08 - Debris*	10 - Other 99 - Unknown

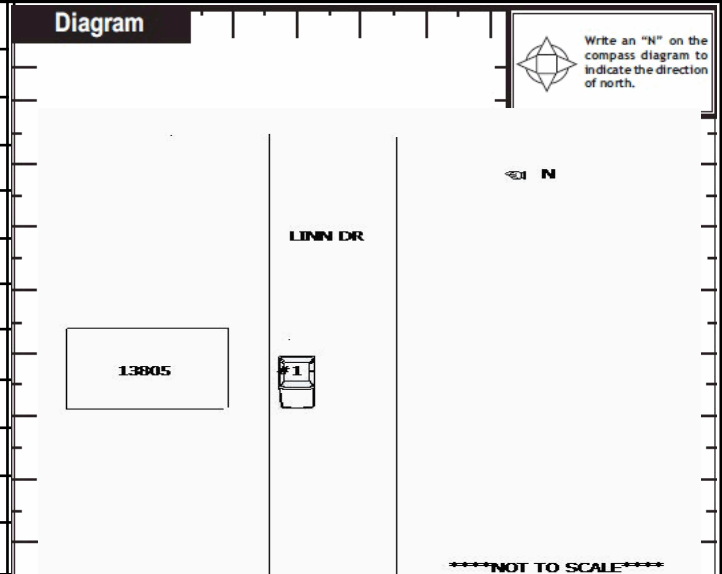
Manner of Crash Collision/Impact	Weather
1 - Not Collision Between Two Motor Vehicles In Transport 2 - Rear-End 3 - Head-On 4 - Rear-to-Rear 5 - Backing 6 - Angle 7 - Sideswipe, Same Direction 8 - Sideswipe, Opposite Direction 9 - Unknown	2 - 1 - Clear 2 - Cloudy 3 - Fog, Smog, Smoke 4 - Rain 5 - Sleet, Hail 6 - Snow 7 - Severe Crosswinds 8 - Blowing Sand, Soil, Dirt, Snow 9 - Other/Unknown

Road Surface	Light conditions	School Bus Related
2 - 1 - Concrete 2 - Blacktop, Bituminous, Asphalt 3 - Brick/Block 4 - Slag, Gravel, Stone 5 - Dirt 6 - Other	4 - Primary Secondary 1 - Daylight 2 - Dawn 3 - Dusk 4 - Dark - Lighted Roadway 5 - Dark - Roadway Not Lighted 6 - Dark - Unknown Roadway Lighting 7 - Glare* 8 - Other	<input type="checkbox"/> School Zone Related <input type="checkbox"/> Yes, School Bus Directly Involved <input type="checkbox"/> Yes, School Bus Indirectly Involved

Work Zone Related	Workers Present	Law Enforcement Present (Officer/Vehicle)	Law Enforcement Present (Vehicle Only)	Type of Work Zone	Location of Crash in Work Zone
<input type="checkbox"/>	<input type="checkbox"/>	<input type="checkbox"/>	<input type="checkbox"/>	1 - Lane Closure 2 - Lane Shift/Crossover 3 - Work on Shoulder or Median 4 - Intermittent or Moving Work 5 - Other	1 - Before the first Work Zone Warning Sign 2 - Advance Warning Area 3 - Transition Area 4 - Activity Area 5 - Termination Area

Narrative

UNIT #1 WAS PARKED LEGALLY ON LINN DRIVE IN FRONT OF 13805. UNIT #1 WAS STRUCK BY UNIT #2 (HIT-SKIP VEHICLE).



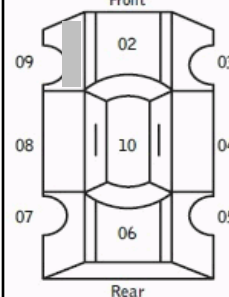
Report Taken By	Supplement (Correction or Addition to an Existing Report Sent to ODPs)	Date Crash Reported	Time Crash Reported	Dispatch Time	Arrival Time	Time Cleared	Other Investigation Time	Total Minutes
<input checked="" type="checkbox"/> Police Agency <input type="checkbox"/> Motorist	<input type="checkbox"/>	0   5   1   9   2   0   1   8	0   4   3   7	0   4   3   8	0   4   5   0	0   5   1   0	3   7	5   7
Officer's Name *	Officer's Badge Number	Checked By	Page	of				
T. Tatulinski	006	L10 M. Kaye						

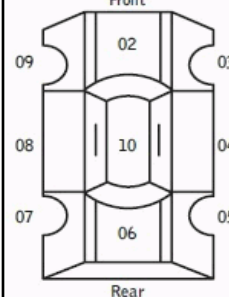


# Unit

Local Report Number \*

2 | 0 | 1 | 8 | 1 | 7 | 2 | 5 | | | | | | | |

Unit Number <b>01</b>		Owner Name: Last, First, Middle ( <input type="checkbox"/> Same As Driver ) <b>KRAJCIR NATALIE ANNA</b>		Owner Phone Number - inc. area code ( <input type="checkbox"/> Same As Driver ) <b>216-225-4675</b>		Damage Scale <b>2</b>		Damaged Area 									
Owner Address, City, State, Zip ( <input type="checkbox"/> Same As Driver ) <b>13805 LINN AVE GARFIELD HTS OH 44125 3221</b>																	
LP State <b>OH</b>		License Plate Number <b>HBP8201</b>		Vehicle Identification Number <b>4T1BE46K59U873349</b>				# Occupants <b>00</b>									
Vehicle Year <b>2009</b>		Vehicle Make <b>TOYT Toyota</b>		Vehicle Model <b>CAM Camry</b>		Vehicle Color <b>GRY Gray</b>											
<input type="checkbox"/> Proof of Insurance Shown		Insurance Company <b>PROGRESSIVE</b>		Policy Number <b>914116482</b>		Towed By											
Carrier Name, Address, City, State, Zip								Carrier Phone - include area code									
US DOT		Vehicle Weight GVWR/GCWR <input type="checkbox"/> 1 - Less Than or Equal to 10k Lbs. <input type="checkbox"/> 2 - 10,001 to 26,000 Lbs. <input type="checkbox"/> 3 - More Than 26,000 Lbs.		Cargo Body Type <b>01</b> 01 - No Cargo Body Type/Not Applicable 02 - Bus/Van(9-15 Seats, Inc.Driver) 03 - Bus(16+ Seats, Inc Driver) 04 - Vehicle Towing Another Vehicle 05 - Logging 06 - Intermodal Container Chassis 07 - Cargo Van/Enclosed Box 08 - Grain, Chips, Gravel		09 - Pole 10 - Cargo Tank 11 - Flat Bed 12 - Dump 13 - Concrete Mixer 14 - Auto Transporter 15 - Garbage/Refuse 99 - Other/Unknown		Trafficway Description <b>1</b> 1 - Two-Way, Not Divided 2 - Two-Way, Not Divided, Continuous Left Turn Lane 3 - Two-Way, Divided, Unprotected (Painted or Grass>4 Ft.) Median 4 - Two-Way, Divided, Positive Median Barrier 5 - One-Way Trafficway <input type="checkbox"/> Hit / Skip Unit									
HM Placard ID No.		<input type="checkbox"/> Hazardous Material Released		HM Class Number		<input type="checkbox"/> Has HM Placard											
Non-Motorist Location Prior to Impact 01 - Intersection - Marked Crosswalk 02 - Intersection - No Crosswalk 03 - Intersection - Other 04 - Midblock - Marked Crosswalk 05 - Travel Lane - Other Location 06 - Bicycle Lane 07 - Shoulder/Roadside 08 - Sidewalk 09 - Median/Crossing Island 10 - Driveway Access 11 - Shared-Use Path or Trail 12 - Non-Trafficway Area 99 - Other/Unknown			Type of Use <b>1</b> 1 - Personal 2 - Commercial 3 - Government <input type="checkbox"/> In Emergency Response		Unit Type <b>03</b> 99 - Unknown or Hit/Skip		Passenger Vehicle (less than 9 passengers) 01 - Sub-Compact 02 - Compact 03 - Mid Size 04 - Full Size 05 - Minivan 06 - Sports Utility Vehicle 07 - Pickup 08 - Van 09 - Motorcycle 10 - Motorized Bicycle 11 - Snowmobile/ATV 12 - Other Passenger Vehicle		Med/Heavy Trucks or Combo Units>10k lbs 13 - Single Unit Truck or Van 2axle,6 tires 14 - Single Unit Truck 3+ axles 15 - Single Unit Truck/Trailer 16 - Truck/Tractor(Bobtail) 17 - Tractor/Semi-Trailer 18 - Tractor/Double 19 - Tractor/Triples 20 - Other Med/Heavy Vehicle		Bus/Van/Limo (9 or More Including Driver) 21 - Bus/Van (9-15 Seats, Inc Driver) 22 - BUS(16+ Seats, Inc Driver)  Non-Motorist 23 - Animal with Rider 24 - Animal with Buggy, Wagon, Surrey 25 - Bicycle/Pedacyclist 26 - Pedestrian/Skater 27 - Other Non-Motorist						
Special Function <b>01</b> 01 - None 02 - Taxi 03 - Rental Truck (Over 10K Lbs) 04 - Bus - School (Public or Private) 05 - Bus - Transit 06 - Bus - Charter 07 - Bus - Shuttle 08 - Bus - Other			09 - Ambulance 10 - Fire 11 - Highway/Maintenance 12 - Military 13 - Police 14 - Public Utility 15 - Other Government 16 - Construction Equip.		17 - Farm Vehicle 18 - Farm Equipment 19 - Motorhome 20 - Golf Cart 21 - Train 22 - Other (Explain in Narrative)		Most Damaged Area <b>09</b> 01 - None 02 - Center Front 03 - Right Front 04 - Right Side 05 - Right Rear 06 - Rear Center 07 - Left Rear		08 - Left Side 09 - Left Front 10 - Top and Windows 11 - Undercarriage 12 - Load/Trailer 13 - Total (All Areas) 14 - Other		Action <b>4</b> 1 - Non-Contact 2 - Non-Collision 3 - Striking 4 - Struck 5 - Striking/Struck 9 - Unknown						
Pre-Crash Actions <b>10</b> 01 - Straight Ahead 02 - Backing 03 - Changing Lanes 99 - Unknown 04 - Overtaking/Passing 05 - Making Right Turn 06 - Making Left Turn			Motorist 07 - Making U-Turn 08 - Entering Traffic Lane 09 - Leaving Traffic Lane 10 - Parked 11 - Slowing or Stopped in Traffic 12 - Driverless		13 - Negotiating a Curve 14 - Other Motorist Action		Non-Motorist 15 - Entering or Crossing Specified Location 16 - Walking, Running, Jogging, Playing, Cycling 17 - Working 18 - Pushing Vehicle 19 - Approaching or Leaving Vehicle 20 - Standing			21 - Other Non-Motorist Action							
Contributing Circumstances Primary <b>01</b> 01 - None 02 - Failure to Yield 03 - Ran Red Light 04 - Ran Stop Sign Secondary <input type="checkbox"/> 05 - Exceeded Speed Limit 06 - Unsafe Speed 07 - Improper Turn 08 - Left of Center 99 - Unknown 09 - Followed Too Closely/ACDA 10 - Improper Lane Change /Passing/Off Road			Motorist 11 - Improper Backing 12 - Improper Start From Parked Position 13 - Stopped or Parked Illegally 14 - Operating Vehicle in Negligent Manner 15 - Swerving to Avoid (Due to External Conditions) 16 - Wrong Side/Wrong Way 17 - Failure to Control 18 - Vision Obstruction 19 - Operating Defective Equipment 20 - Load Shifting/Falling/Spilling 21 - Other Improper Action		Non-Motorist 22 - None 23 - Improper Crossing 24 - Darting 25 - Lying and/or Illegally in Roadway 26 - Failure to Yield Right of Way 27 - Not Visible (Dark Clothing) 28 - Inattentive 29 - Failure to Obey Traffic Signs /Signals/Officer 30 - Wrong Side of the Road 31 - Other Non-Motorist Action			Vehicle Defects <input type="checkbox"/> 01 - Turn Signals 02 - Head Lamps 03 - Tail Lamps 04 - Brakes 05 - Steering 06 - Tire Blowout 07 - Worn or Slick tires 08 - Trailer Equipment Defective 09 - Motor Trouble 10 - Disabled From Prior Accident 11 - Other Defects									
Sequence of Events 1 <b>20</b> 2 <input type="checkbox"/> 3 <input type="checkbox"/> 4 <input type="checkbox"/> 5 <input type="checkbox"/> 6 <input type="checkbox"/> First Harmful Event <b>1</b> Most Harmful Event <b>1</b> 99 - Unknown			<b>Non-Collision Events</b> 01 - Overturn/Rollover 02 - Fire/Explosion 03 - Immersion 04 - Jackknife 05 - Cargo/Equipment Loss or Shift			06 - Equipment Failure (Blown Tire, Brake Failure, etc) 07 - Separation of Units 08 - Ran Off Road Right 09 - Ran Off Road Left			10 - Cross Median 11 - Cross Center Line Opposite Direction of Travel 12 - Downhill Runaway 13 - Other Non-Collision								
<b>Collision with Person, Vehicle or Object Not Fixed</b> 14 - Pedestrian 15 - Pedalcycle 16 - Railway Vehicle (Train,Engine) 17 - Animal - Farm 18 - Animal - Deer 19 - Animal - Other 20 - Motor Vehicle in Transport			<b>Collision With Fixed Object</b> 21 - Parked Motor Vehicle 22 - Work Zone Maintenance Equipment 23 - Struck by Falling, Shifting Cargo or Anything Set in Motion by a Motor Vehicle 24 - Other Movable Object			25 - Impact Attenuator/Crash Cushion 26 - Bridge Overhead Structure 27 - Bridge Pier or Abutment 28 - Bridge Parapet 29 - Bridge Rail 30 - Guardrail Face 31 - Guardrail End 32 - Portable Barrier			33 - Median Cable Barrier 34 - Median Guardrail Barrier 35 - Median Concrete Barrier 36 - Median Other Barrier 37 - Traffic Sign Post 38 - Overhead Sign Post 39 - Light/Luminaries Support 40 - Utility Pole			41 - Other Post, Pole or Support 42 - Culvert 43 - Curb 44 - Ditch 45 - Embankment 46 - Fence 47 Mailbox			48 - Tree 49 - Fire Hydrant 50 - Work Zone Maintenance Equipment 51 - Wall, Building, Tunnel 52 - Other Fixed Object		
Unit Speed <input type="checkbox"/> Stated <input type="checkbox"/> Estimated <b>0</b>		Posted Speed <b>25</b>		Traffic Control <b>01</b> 01 - No Controls 02 - Stop Sign 03 - Yield Sign 04 - Traffic Signal 05 - Traffic Flashers 06 - School Zone		07 - Railroad Crossbucks 08 - Railroad Flashers 09 - Railroad Gates 10 - Construction Barricade 11 - Person (Flagger, Officer) 12 - Pavement Markings		13 - Crosswalk Lines 14 - Walk/Don't Walk 15 - Other 16 - Not Reported		Unit Direction From <b>3</b> To <b>4</b> 1 - North 2 - South 3 - East 4 - West 5 - Northeast 6 - Northwest 7 - Southeast 8 - Southwest 9 - Unknown							

Unit Number <b>0 2</b>	Owner Name: Last, First, Middle ( <input type="checkbox"/> Same As Driver )	Owner Phone Number - inc. area code ( <input type="checkbox"/> Same As Driver )	Damage Scale <b>9</b>	Damaged Area 	
Owner Address, City, State, Zip ( <input type="checkbox"/> Same As Driver )			1 - None		
LP State	License Plate Number	Vehicle Identification Number	2 - Minor		
Vehicle Year	Vehicle Make	Vehicle Model	3 - Functional		
<input type="checkbox"/> Proof of Insurance Shown	Insurance Company	Policy Number	4 - Disabling		
Carrier Name, Address, City, State, Zip			9 - Unknown		
Carrier Phone - include area code					
US DOT	Vehicle Weight GVWR/GCWR <input type="checkbox"/> 1 - Less Than or Equal to 10k Lbs. <input type="checkbox"/> 2 - 10,001 to 26,000 Lbs. <input type="checkbox"/> 3 - More Than 26,000 Lbs.	Cargo Body Type <input type="checkbox"/> 01 - No Cargo Body Type/Not Applicable <input type="checkbox"/> 02 - Bus/Van(9-15 Seats, Inc.Driver) <input type="checkbox"/> 03 - Bus(16+ Seats, Inc Driver) <input type="checkbox"/> 04 - Vehicle Towing Another Vehicle <input type="checkbox"/> 05 - Logging <input type="checkbox"/> 06 - Intermodal Container Chassis <input type="checkbox"/> 07 - Cargo Van/Enclosed Box <input type="checkbox"/> 08 - Grain, Chips, Gravel	Trafficway Description <input type="checkbox"/> 1 - Two-Way, Not Divided <input type="checkbox"/> 2 - Two-Way, Not Divided, Continuous Left Turn Lane <input type="checkbox"/> 3 - Two-Way, Divided, Unprotected (Painted or Grass>4 Ft.) Median <input type="checkbox"/> 4 - Two-Way, Divided, Positive Median Barrier <input type="checkbox"/> 5 - One-Way Trafficway <input checked="" type="checkbox"/> Hit / Skip Unit		
HM Placard ID No.	<input type="checkbox"/> Hazardous Material Released	09 - Pole 10 - Cargo Tank 11 - Flat Bed 12 - Dump 13 - Concrete Mixer 14 - Auto Transporter 15 - Garbage/Refuse 99 - Other/Unknown			
HM Class Number					
Non-Motorist Location Prior to Impact <input type="checkbox"/> 01 - Intersection - Marked Crosswalk <input type="checkbox"/> 02 - Intersection - No Crosswalk <input type="checkbox"/> 03 - Intersection - Other <input type="checkbox"/> 04 - Midblock - Marked Crosswalk <input type="checkbox"/> 05 - Travel Lane - Other Location <input type="checkbox"/> 06 - Bicycle Lane <input type="checkbox"/> 07 - Shoulder/Roadside <input type="checkbox"/> 08 - Sidewalk <input type="checkbox"/> 09 - Median/Crossing Island <input type="checkbox"/> 10 - Driveway Access <input type="checkbox"/> 11 - Shared-Use Path or Trail <input type="checkbox"/> 12 - Non-Trafficway Area <input type="checkbox"/> 99 - Other/Unknown	Type of Use <input type="checkbox"/> 1 - Personal <input type="checkbox"/> 2 - Commercial <input type="checkbox"/> 3 - Government  <input type="checkbox"/> In Emergency Response	Unit Type <input type="checkbox"/> 01 - Sub-Compact <input type="checkbox"/> 02 - Compact <input type="checkbox"/> 03 - Mid Size <input type="checkbox"/> 04 - Full Size <input type="checkbox"/> 05 - Minivan <input type="checkbox"/> 06 - Sports Utility Vehicle <input type="checkbox"/> 07 - Pickup <input type="checkbox"/> 08 - Van <input type="checkbox"/> 09 - Motorcycle <input type="checkbox"/> 10 - Motorized Bicycle <input type="checkbox"/> 11 - Snowmobile/ATV <input type="checkbox"/> 12 - Other Passenger Vehicle	Passenger Vehicle (less than 9 passengers) Med/Heavy Trucks or Combo Units>10k lbs Bus/Van/Limo (9 or More Including Driver)	21 - Bus/Van (9-15 Seats, Inc Driver) 22 - Bus(16+ Seats, Inc Driver)  Non-Motorist 23 - Animal with Rider 24 - Animal with Buggy, Wagon, Surrey 25 - Bicycle/Pedacyclist 26 - Pedestrian/Skater 27 - Other Non-Motorist	
Special Function <input type="checkbox"/> 01 - None <input type="checkbox"/> 02 - Taxi <input type="checkbox"/> 03 - Rental Truck (Over 10K Lbs) <input type="checkbox"/> 04 - Bus - School (Public or Private) <input type="checkbox"/> 05 - Bus - Transit <input type="checkbox"/> 06 - Bus - Charter <input type="checkbox"/> 07 - Bus - Shuttle <input type="checkbox"/> 08 - Bus - Other	<input type="checkbox"/> 09 - Ambulance <input type="checkbox"/> 10 - Fire <input type="checkbox"/> 11 - Highway/Maintenance <input type="checkbox"/> 12 - Military <input type="checkbox"/> 13 - Police <input type="checkbox"/> 14 - Public Utility <input type="checkbox"/> 15 - Other Government <input type="checkbox"/> 16 - Construction Equip.	<input type="checkbox"/> 17 - Farm Vehicle <input type="checkbox"/> 18 - Farm Equipment <input type="checkbox"/> 19 - Motorhome <input type="checkbox"/> 20 - Golf Cart <input type="checkbox"/> 21 - Train <input type="checkbox"/> 22 - Other (Explain in Narrative)	Most Damaged Area <input type="checkbox"/> 01 - None <input type="checkbox"/> 02 - Center Front <input type="checkbox"/> 03 - Right Front <input type="checkbox"/> 04 - Right Side <input type="checkbox"/> 05 - Right Rear <input type="checkbox"/> 06 - Rear Center <input type="checkbox"/> 07 - Left Rear	<input type="checkbox"/> 08 - Left Side <input type="checkbox"/> 09 - Left Front <input type="checkbox"/> 10 - Top and Windows <input type="checkbox"/> 11 - Undercarriage <input type="checkbox"/> 12 - Load/Trailer <input type="checkbox"/> 13 - Total (All Areas) <input type="checkbox"/> 14 - Other	Action <input type="checkbox"/> 1 - Non-Contact <input type="checkbox"/> 2 - Non-Collision <input type="checkbox"/> 3 - Striking <input type="checkbox"/> 4 - Struck <input type="checkbox"/> 5 - Striking/Struck <input type="checkbox"/> 9 - Unknown
Pre-Crash Actions <input type="checkbox"/> 01 - Straight Ahead <input type="checkbox"/> 02 - Backing <input type="checkbox"/> 03 - Changing Lanes <input type="checkbox"/> 04 - Overtaking/Passing <input type="checkbox"/> 05 - Making Right Turn <input type="checkbox"/> 06 - Making Left Turn	Motorist <input type="checkbox"/> 07 - Making U-Turn <input type="checkbox"/> 08 - Entering Traffic Lane <input type="checkbox"/> 09 - Leaving Traffic Lane <input type="checkbox"/> 10 - Parked <input type="checkbox"/> 11 - Slowing or Stopped in Traffic <input type="checkbox"/> 12 - Driverless	<input type="checkbox"/> 13 - Negotiating a Curve <input type="checkbox"/> 14 - Other Motorist Action	Non-Motorist <input type="checkbox"/> 15 - Entering or Crossing Specified Location <input type="checkbox"/> 16 - Walking, Running, Jogging, Playing, Cycling <input type="checkbox"/> 17 - Working <input type="checkbox"/> 18 - Pushing Vehicle <input type="checkbox"/> 19 - Approaching or Leaving Vehicle <input type="checkbox"/> 20 - Standing		
Contributing Circumstances Primary <input type="checkbox"/> 01 - None <input type="checkbox"/> 02 - Failure to Yield <input type="checkbox"/> 03 - Ran Red Light <input type="checkbox"/> 04 - Ran Stop Sign Secondary <input type="checkbox"/> 05 - Exceeded Speed Limit <input type="checkbox"/> 06 - Unsafe Speed <input type="checkbox"/> 07 - Improper Turn <input type="checkbox"/> 08 - Left of Center <input type="checkbox"/> 09 - Followed Too Closely/ACDA <input type="checkbox"/> 10 - Improper Lane Change /Passing/Off Road	Motorist <input type="checkbox"/> 11 - Improper Backing <input type="checkbox"/> 12 - Improper Start From Parked Position <input type="checkbox"/> 13 - Stopped or Parked Illegally <input type="checkbox"/> 14 - Operating Vehicle in Negligent Manner <input type="checkbox"/> 15 - Swerving to Avoid (Due to External Conditions) <input type="checkbox"/> 16 - Wrong Side/Wrong Way <input type="checkbox"/> 17 - Failure to Control <input type="checkbox"/> 18 - Vision Obstruction <input type="checkbox"/> 19 - Operating Defective Equipment <input type="checkbox"/> 20 - Load Shifting/Falling/Spilling <input type="checkbox"/> 21 - Other Improper Action	Non-Motorist <input type="checkbox"/> 22 - None <input type="checkbox"/> 23 - Improper Crossing <input type="checkbox"/> 24 - Darting <input type="checkbox"/> 25 - Lying and/or Illegally in Roadway <input type="checkbox"/> 26 - Failure to Yield Right of Way <input type="checkbox"/> 27 - Not Visible (Dark Clothing) <input type="checkbox"/> 28 - Inattentive <input type="checkbox"/> 29 - Failure to Obey Traffic Signs /Signals/Officer <input type="checkbox"/> 30 - Wrong Side of the Road <input type="checkbox"/> 31 - Other Non-Motorist Action	Vehicle Defects <input type="checkbox"/> 01 - Turn Signals <input type="checkbox"/> 02 - Head Lamps <input type="checkbox"/> 03 - Tail Lamps <input type="checkbox"/> 04 - Brakes <input type="checkbox"/> 05 - Steering <input type="checkbox"/> 06 - Tire Blowout <input type="checkbox"/> 07 - Worn or Slick tires <input type="checkbox"/> 08 - Trailer Equipment Defective <input type="checkbox"/> 09 - Motor Trouble <input type="checkbox"/> 10 - Disabled From Prior Accident <input type="checkbox"/> 11 - Other Defects		
Sequence of Events 1 <input type="checkbox"/> 2 <input type="checkbox"/> 3 <input type="checkbox"/> 4 <input type="checkbox"/> 5 <input type="checkbox"/> 6 <input type="checkbox"/> First Harmful Event <input type="checkbox"/> 1 Most Harmful Event <input type="checkbox"/> 1 99 - Unknown	<b>Non-Collision Events</b> <input type="checkbox"/> 01 - Overturn/Rollover <input type="checkbox"/> 02 - Fire/Explosion <input type="checkbox"/> 03 - Immersion <input type="checkbox"/> 04 - Jackknife <input type="checkbox"/> 05 - Cargo/Equipment Loss or Shift		<input type="checkbox"/> 06 - Equipment Failure (Blow Tire, Brake Failure, etc) <input type="checkbox"/> 07 - Separation of Units <input type="checkbox"/> 08 - Ran Off Road Right <input type="checkbox"/> 09 - Ran Off Road Left <input type="checkbox"/> 10 - Cross Median <input type="checkbox"/> 11 - Cross Center Line Opposite Direction of Travel <input type="checkbox"/> 12 - Downhill Runaway <input type="checkbox"/> 13 - Other Non-Collision		
<b>Collision with Person, Vehicle or Object Not Fixed</b> <input type="checkbox"/> 14 - Pedestrian <input type="checkbox"/> 15 - Pedalcycle <input type="checkbox"/> 16 - Railway Vehicle (Train,Engine) <input type="checkbox"/> 17 - Animal - Farm <input type="checkbox"/> 18 - Animal - Deer <input type="checkbox"/> 19 - Animal - Other <input type="checkbox"/> 20 - Motor Vehicle in Transport		<b>Collision With Fixed Object</b> <input type="checkbox"/> 21 - Parked Motor Vehicle <input type="checkbox"/> 22 - Work Zone Maintenance Equipment <input type="checkbox"/> 23 - Struck by Falling, Shifting Cargo or Anything Set in Motion by a Motor Vehicle <input type="checkbox"/> 24 - Other Movable Object <input type="checkbox"/> 25 - Impact Attenuator/Crash Cushion <input type="checkbox"/> 26 - Bridge Overhead Structure <input type="checkbox"/> 27 - Bridge Pier or Abutment <input type="checkbox"/> 28 - Bridge Parapet <input type="checkbox"/> 29 - Bridge Rail <input type="checkbox"/> 30 - Guardrail Face <input type="checkbox"/> 31 - Guardrail End <input type="checkbox"/> 32 - Portable Barrier		<input type="checkbox"/> 33 - Median Cable Barrier <input type="checkbox"/> 34 - Median Guardrail Barrier <input type="checkbox"/> 35 - Median Concrete Barrier <input type="checkbox"/> 36 - Median Other Barrier <input type="checkbox"/> 37 - Traffic Sign Post <input type="checkbox"/> 38 - Overhead Sign Post <input type="checkbox"/> 39 - Light/Luminaries Support <input type="checkbox"/> 40 - Utility Pole <input type="checkbox"/> 41 - Other Post, Pole or Support <input type="checkbox"/> 42 - Culvert <input type="checkbox"/> 43 - Curb <input type="checkbox"/> 44 - Ditch <input type="checkbox"/> 45 - Embankment <input type="checkbox"/> 46 - Fence <input type="checkbox"/> 47 Mailbox <input type="checkbox"/> 48 - Tree <input type="checkbox"/> 49 - Fire Hydrant <input type="checkbox"/> 50 - Work Zone Maintenance Equipment <input type="checkbox"/> 51 - Wall, Building, Tunnel <input type="checkbox"/> 52 - Other Fixed Object	
Unit Speed <input type="checkbox"/> Stated <input checked="" type="checkbox"/> Estimated	Posted Speed <b>2 5</b>	Traffic Control <input type="checkbox"/> 01 - No Controls <input type="checkbox"/> 02 - Stop Sign <input type="checkbox"/> 03 - Yield Sign <input type="checkbox"/> 04 - Traffic Signal <input type="checkbox"/> 05 - Traffic Flashers <input type="checkbox"/> 06 - School Zone	<input type="checkbox"/> 07 - Railroad Crossbucks <input type="checkbox"/> 08 - Railroad Flashers <input type="checkbox"/> 09 - Railroad Gates <input type="checkbox"/> 10 - Construction Barricade <input type="checkbox"/> 11 - Person (Flagger, Officer) <input type="checkbox"/> 12 - Pavement Markings	Unit Direction From <input type="checkbox"/> 9 To <input type="checkbox"/> 9 <input type="checkbox"/> 1 - North <input type="checkbox"/> 2 - South <input type="checkbox"/> 3 - East <input type="checkbox"/> 4 - West <input type="checkbox"/> 5 - Northeast <input type="checkbox"/> 6 - Northwest <input type="checkbox"/> 7 - Southeast <input type="checkbox"/> 8 - Southwest <input type="checkbox"/> 9 - Unknown	



# Motorist / Non-Motorist / Occupant

Local Report Number \*

| 2 | 0 | 1 | 8 | 1 | 7 | 2 | 5 | | | | | | | | |

Motorist/Non-Motorist

Motorist/Non-Motorist

Occupant

Occupant

Unit Number 	Name: Last, First, Middle	Date of Birth 	Age 	Gender <input type="checkbox"/> F - Female <input type="checkbox"/> M - Male
-----------------	---------------------------	-------------------	---------	--

Address, City, State, Zip		Contact Phone - include area code
---------------------------	--	-----------------------------------

Injuries <input type="checkbox"/>	Injured Taken By <input type="checkbox"/>	EMS Agency	Medical Facility Injured Taken To	Safety Equipment Used <input type="checkbox"/>	DOT Compliant Motorcycle Helmet <input type="checkbox"/>	Seating Position <input type="checkbox"/>	Air Bag Usage <input type="checkbox"/>	Ejection <input type="checkbox"/>	Trapped <input type="checkbox"/>		
OL State 	Operator License Number	OL Class <input type="checkbox"/>	No Valid OL <input type="checkbox"/>	M/C End <input type="checkbox"/>	Condition <input type="checkbox"/>	Alcohol/Drug Suspected <input type="checkbox"/>	Alcohol Test Status <input type="checkbox"/>	Alcohol Test Type <input type="checkbox"/>	Alcohol Test Value 	Drug Test Status <input type="checkbox"/>	Drug Test Type <input type="checkbox"/>
Offense Charged <input type="checkbox"/> Local Code	Offense Description		Citation Number		Hands-Free Device Used <input type="checkbox"/>	Driver Distracted By <input type="checkbox"/>					

Unit Number 	Name: Last, First, Middle	Date of Birth 	Age 	Gender <input type="checkbox"/> F - Female <input type="checkbox"/> M - Male
-----------------	---------------------------	-------------------	---------	--

Address, City, State, Zip		Contact Phone - include area code
---------------------------	--	-----------------------------------

Injuries <input type="checkbox"/>	Injured Taken By <input type="checkbox"/>	EMS Agency	Medical Facility Injured Taken To	Safety Equipment Used <input type="checkbox"/>	DOT Compliant Motorcycle Helmet <input type="checkbox"/>	Seating Position <input type="checkbox"/>	Air Bag Usage <input type="checkbox"/>	Ejection <input type="checkbox"/>	Trapped <input type="checkbox"/>		
OL State 	Operator License Number	OL Class <input type="checkbox"/>	No Valid OL <input type="checkbox"/>	M/C End <input type="checkbox"/>	Condition <input type="checkbox"/>	Alcohol/Drug Suspected <input type="checkbox"/>	Alcohol Test Status <input type="checkbox"/>	Alcohol Test Type <input type="checkbox"/>	Alcohol Test Value 	Drug Test Status <input type="checkbox"/>	Drug Test Type <input type="checkbox"/>
Offense Charged <input type="checkbox"/> Local Code	Offense Description		Citation Number		Hands-Free Device Used <input type="checkbox"/>	Driver Distracted By <input type="checkbox"/>					

<b>Injuries</b> 1 - No Injury/None Reported 2 - Possible 3 - Non-Incapacitating 4 - Incapacitating 5 - Fatal	<b>Injured Taken By</b> 1 - Not Transported / Treated at Scene 2 - EMS 3 - Police 4 - Other 9 - Unknown	<b>Safety Equipment Used</b> <b>Motorist</b> 01 - None Used - Vehicle Occupant 02 - Shoulder Belt Only Used 03 - Lap Belt Only Used 04 - Shoulder Belt and Lap Belt Used <b>Non-Motorist</b> 05 - Child Restraint System-Forward Facing 06 - Child Restraint System-Rear Facing 07 - Booster Seat 08 - Helmet Used <b>99 - Unknown Safety Equipment</b>	<b>Non-Motorist</b> 09 - None Used 10 - Helmet Used 11 - Protective Pads Used (Elbows, Knees, Etc) 12 - Reflective Clothing 13 - Lighting 14 - Other
---	--	--	--

<b>Seating Position</b> 01 - Front - Left Side (Motorcycle Driver) 02 - Front - Middle 03 - Front - Right Side 04 - Second - Left Side (Motorcycle Passenger) 05 - Second - Middle 06 - Second - Right Side 07 - Third - Left Side (Motorcycle Side Car) 08 - Third - Middle 09 - Third - Right Side 10 - Sleeper Section of Cab (Truck) 11 - Passenger in Other Enclosed Cargo Area (Non-Trailing Unit Such as a Bus, Pick-up with Cab) 12 - Passenger in Unenclosed Cargo Area 13 - Trailing Unit 14 - Riding on Vehicle Exterior (Non-Trailing Unit) 15 - Non-Motorist 16 - Other 99 - Unknown	<b>Air Bag Usage</b> 1 - Not Deployed 2 - Deployed Front 3 - Deployed Side 4 - Deployed Both Front/Side 5 - Not Applicable 9 - Deployment Unknown
--	---

<b>Ejection</b> 1 - Not Ejected 2 - Totally Ejected 3 - Partially Ejected 4 - Not Applicable	<b>Trapped</b> 1 - Not Trapped 2 - Extricated by Mechanical Means 3 - Extricated by Non-Mechanical Means	<b>Operator License Class</b> 1 - Class A 2 - Class B 3 - Class C 4 - Regular Class (Ohio is "D") 5 - MC/Moped <u>Only</u>	<b>Condition</b> 1 - Apparently Normal 2 - Physical Impairment 3 - Emotional (Depressed, Angry, Disturbed) 4 - Illness 5 - Fell Asleep, Fainted, Fatigued 6 - Under The Influence of Medications, Drugs, Alcohol 7 - Other	<b>Alcohol/Drug Suspected</b> 1 - None 2 - Yes - Alcohol Suspected 3 - Yes - HBD Not Impaired 4 - Yes - Drugs Suspected 5 - Yes - Alcohol and Drugs Suspected
--	---	---	---	--

<b>Alcohol Test Status</b> 1 - None Given 2 - Test Refused 3 - Test Given, Contaminated Sample/Unusable 4 - Test Given, Results Known 5 - Test Given, Results Unknown	<b>Alcohol Test Type</b> 1 - None 2 - Blood 3 - Urine 4 - Breath 5 - Other	<b>Drug Test Status</b> 1 - None Given 2 - Test Refused 3 - Test Given, Contaminated Sample/Unusable 4 - Test Given, Results Known 5 - Test Given, Results Unknown	<b>Drug Test Type</b> 1 - None 2 - Blood 3 - Urine 4 - Other	<b>Driver Distracted By</b> 1 - No Distraction Reported 2 - Phone 3 - Texting/E-mailing 4 - Electronic Communication Device 5 - Other Electronic Device (Navigation Device, Radio, DVD) 6 - Other Inside the Vehicle 7 - External Distraction
--	---	---	--	--

Unit Number 	Name: Last, First, Middle	Date of Birth 	Age 	Gender <input type="checkbox"/> F - Female <input type="checkbox"/> M - Male
-----------------	---------------------------	-------------------	---------	--

Address, City, State, Zip		Contact Phone - include area code
---------------------------	--	-----------------------------------

Injuries <input type="checkbox"/>	Injured Taken By <input type="checkbox"/>	EMS Agency	Medical Facility Injured Taken To	Safety Equipment Used <input type="checkbox"/>	DOT Compliant Motorcycle Helmet <input type="checkbox"/>	Seating Position <input type="checkbox"/>	Air Bag Usage <input type="checkbox"/>	Ejection <input type="checkbox"/>	Trapped <input type="checkbox"/>
--------------------------------------	--	------------	-----------------------------------	---	---	--	---	--------------------------------------	-------------------------------------

Unit Number 	Name: Last, First, Middle	Date of Birth 	Age 	Gender <input type="checkbox"/> F - Female <input type="checkbox"/> M - Male
-----------------	---------------------------	-------------------	---------	--

Address, City, State, Zip		Contact Phone - include area code
---------------------------	--	-----------------------------------

Injuries <input type="checkbox"/>	Injured Taken By <input type="checkbox"/>	EMS Agency	Medical Facility Injured Taken To	Safety Equipment Used <input type="checkbox"/>	DOT Compliant Motorcycle Helmet <input type="checkbox"/>	Seating Position <input type="checkbox"/>	Air Bag Usage <input type="checkbox"/>	Ejection <input type="checkbox"/>	Trapped <input type="checkbox"/>
--------------------------------------	--	------------	-----------------------------------	---	---	--	---	--------------------------------------	-------------------------------------