



Traffic Crash Report

Local Report Number *	Crash Severity	Hit/Skip
_____	<input type="checkbox"/> 1 - Fatal <input type="checkbox"/> 2 - Injury <input type="checkbox"/> 3 - PDO	<input type="checkbox"/> 1 - Solved <input type="checkbox"/> 2 - Unsolved

Local Information		Reporting Agency NCIC *	Reporting Agency Name *	Number of Units	Unit in error
Photos Taken OH-2 OH-1P OH-3 Other	PDO Under State Reportable Dollar Amount	_____	_____	_____	<input type="checkbox"/> 98 - Animal <input type="checkbox"/> 99 - Unknown

County *	City * Village * Township *	City, Village, Township *	Crash Date *	Time of Crash	Day of Week
_____	_____	_____	_____	_____	_____

Degrees / Minutes / Seconds Latitude	Longitude	Decimal Degrees Latitude	Longitude
_____ ° _____ / _____ . _____ //	_____ ° _____ / _____ . _____ //	_____ . _____	_____ . _____

Roadway Division	Divided Lane Direction of Travel	Number of Thru Lanes	Road Types or Milepost ²
<input type="checkbox"/> Divided <input type="checkbox"/> Undivided	<input type="checkbox"/> N - Northbound <input type="checkbox"/> S - Southbound <input type="checkbox"/> E - Eastbound <input type="checkbox"/> W - Westbound	_____	AL - Alley CR - Circle HE - Heights MP - Milepost PL - Place ST - Street WA - Way AV - Avenue CT - Court HW - Highway PK - Parkway RD - Road TE - Terrace BL - Boulevard DR - Drive LA - Lane PI - Pike SQ - Square TL - Trail

Location Route Type ₁	Location Route Number	Loc. Prefix	Location Road name	Location Road Type ₂	Route Types ¹
_____	_____	<input type="checkbox"/> N,S, <input type="checkbox"/> E,W	_____	_____	IR - Interstate Route (inc. turnpike) CR - Numbered County Route US - US Route TR - Numbered Township Route SR - State Route

Distance From Reference	Dir From Ref	Reference Route Type ₁	Reference Route Number	Ref Prefix	Reference Name (Road, Milepost, House #)	Reference Road Type ₂
Miles Feet Yards	<input type="checkbox"/> N,S, <input type="checkbox"/> E,W	_____	_____	<input type="checkbox"/> N,S, <input type="checkbox"/> E,W	_____	_____

Reference Point Used	Crash Location	01 - Not an intersection	06 - Five-point, or more	11 - Railway Grade Crossing	Intersection Related	Location of First Harmful Event
<input type="checkbox"/> 1 - Intersection <input type="checkbox"/> 2 - Mile Post <input type="checkbox"/> 3 - House Number	<input type="checkbox"/> 01 <input type="checkbox"/> 02 <input type="checkbox"/> 03 <input type="checkbox"/> 04 <input type="checkbox"/> 05	02 - Four-way Intersection	07 - On Ramp	12 - Shared-Use Paths or Trails	<input type="checkbox"/>	1 - On Roadway 2 - On Shoulder 3 - In Median 4 - On Roadside 5 - On Gore 6 - Outside Trafficway 9 - Unknown

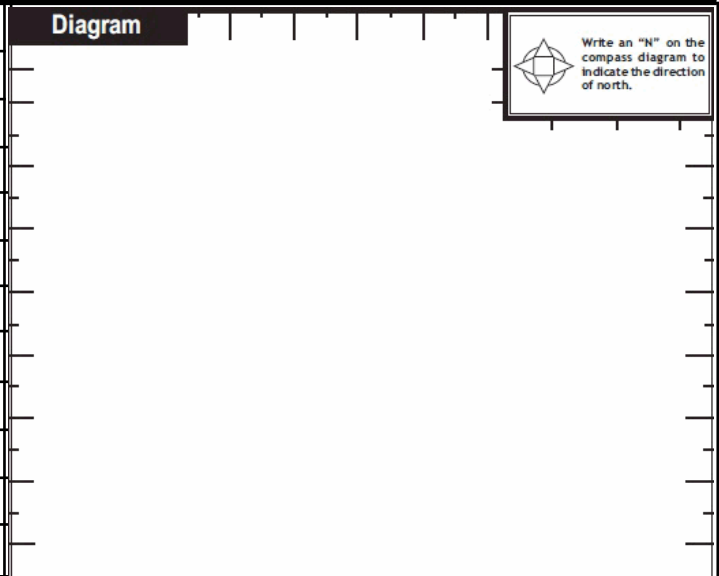
Road Contour	Road Conditions	01 - Dry	05 - Sand, Mud, Dirt, Oil, gravel	09 - Rut, Holes, Bumps, Uneven Pavement*
<input type="checkbox"/> 1 - Straight Level <input type="checkbox"/> 2 - Straight Grade <input type="checkbox"/> 3 - Curve Level <input type="checkbox"/> 4 - Curve Grade <input type="checkbox"/> 9 - Unknown	Primary <input type="checkbox"/> Secondary <input type="checkbox"/>	02 - Wet	06 - Water (Standing, Moving)	10 - Other

Manner of Crash Collision/Impact	Weather
<input type="checkbox"/> 1 - Not Collision Between Two Motor Vehicles In Transport <input type="checkbox"/> 2 - Rear-End <input type="checkbox"/> 3 - Head-On <input type="checkbox"/> 4 - Rear-to-Rear <input type="checkbox"/> 5 - Backing <input type="checkbox"/> 6 - Angle <input type="checkbox"/> 7 - Sideswipe, Same Direction <input type="checkbox"/> 8 - Sideswipe, Opposite Direction <input type="checkbox"/> 9 - Unknown	<input type="checkbox"/> 1 - Clear <input type="checkbox"/> 2 - Cloudy <input type="checkbox"/> 3 - Fog, Smog, Smoke <input type="checkbox"/> 4 - Rain <input type="checkbox"/> 5 - Sleet, Hail <input type="checkbox"/> 6 - Snow <input type="checkbox"/> 7 - Severe Crosswinds <input type="checkbox"/> 8 - Blowing Sand, Soil, Dirt, Snow <input type="checkbox"/> 9 - Other/Unknown

Road Surface	Light conditions	School Bus Related
<input type="checkbox"/> 1 - Concrete <input type="checkbox"/> 2 - Blacktop, Bituminous, Asphalt <input type="checkbox"/> 3 - Brick/Block <input type="checkbox"/> 4 - Slag, Gravel, Stone <input type="checkbox"/> 5 - Dirt <input type="checkbox"/> 6 - Other	Primary <input type="checkbox"/> Secondary <input type="checkbox"/> 1 - Daylight 2 - Dawn 3 - Dusk 4 - Dark - Lighted Roadway 5 - Dark - Roadway Not Lighted 6 - Dark - Unknown Roadway Lighting 7 - Glare* 8 - Other 9 - Unknown	School Zone Related <input type="checkbox"/> Yes, School Bus Directly Involved <input type="checkbox"/> Yes, School Bus Indirectly Involved

Work Zone Related	Workers Present	Type of Work Zone	Location of Crash in Work Zone
<input type="checkbox"/>	Law Enforcement Present (Officer/Vehicle) Law Enforcement Present (Vehicle Only)	<input type="checkbox"/> 1 - Lane Closure <input type="checkbox"/> 2 - Lane Shift/Crossover <input type="checkbox"/> 3 - Work on Shoulder or Median <input type="checkbox"/> 4 - Intermittent or Moving Work <input type="checkbox"/> 5 - Other	<input type="checkbox"/> 1 - Before the first Work Zone Warning Sign <input type="checkbox"/> 2 - Advance Warning Area <input type="checkbox"/> 3 - Transition Area <input type="checkbox"/> 4 - Activity Area <input type="checkbox"/> 5 - Termination Area

Narrative



Report Taken By	Motorist	Supplement (Correction or Addition to an Existing Report Sent to ODPS)
_____	_____	_____

Date Crash Reported	Time Crash Reported	Dispatch Time	Arrival Time	Time Cleared	Other Investigation Time	Total Minutes
_____	_____	_____	_____	_____	_____	_____

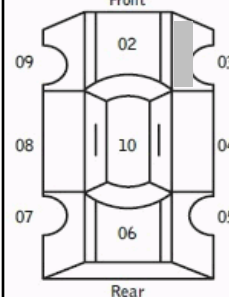
Officer's Name *	Officer's Badge Number	Checked By	Page of
_____	_____	_____	_____ of _____



Unit

Local Report Number *

--	--	--	--	--	--	--	--	--	--	--	--	--	--	--	--	--	--	--	--	--

Unit Number 011	Owner Name: Last, First, Middle <input type="checkbox"/> Same As Driver	Owner Phone Number - inc. area code <input type="checkbox"/> Same As Driver	Damage Scale 3	Damaged Area 
Owner Address, City, State, Zip <input type="checkbox"/> Same As Driver				
LP State OH	License Plate Number FZF2833	Vehicle Identification Number 1J8FF28W57D421480	# Occupants 01	
Vehicle Year 2007	Vehicle Make JEEP Jeep	Vehicle Model LBY Liberty	Vehicle Color WHI White	
<input checked="" type="checkbox"/> Proof of Insurance Shown	Insurance Company FARMERS	Policy Number	Towed By	
Carrier Name, Address, City, State, Zip				Carrier Phone - include area code

US DOT	Vehicle Weight GVWR/GCWR <input type="checkbox"/> 1 - Less Than or Equal to 10k Lbs. <input type="checkbox"/> 2 - 10,001 to 26,000 Lbs. <input type="checkbox"/> 3 - More Than 26,000 Lbs.	Cargo Body Type <input type="checkbox"/> 01 - No Cargo Body Type/Not Applicable <input type="checkbox"/> 02 - Bus/Van(9-15 Seats, Inc.Driver) <input type="checkbox"/> 03 - Bus(16+ Seats, Inc Driver) <input type="checkbox"/> 04 - Vehicle Towing Another Vehicle <input type="checkbox"/> 05 - Logging <input type="checkbox"/> 06 - Intermodal Container Chassis <input type="checkbox"/> 07 - Cargo Van/Enclosed Box <input type="checkbox"/> 08 - Grain, Chips, Gravel	09 - Pole 10 - Cargo Tank 11 - Flat Bed 12 - Dump 13 - Concrete Mixer 14 - Auto Transporter 15 - Garbage/Refuse 99 - Other/Unknown	Trafficway Description 1 1 - Two-Way, Not Divided 2 - Two-Way, Not Divided, Continuous Left Turn Lane 3 - Two-Way, Divided, Unprotected (Painted or Grass>4 Ft.) Median 4 - Two-Way, Divided, Positive Median Barrier 5 - One-Way Trafficway
HM Placard ID No.	<input type="checkbox"/> Hazardous Material Released	<input type="checkbox"/> Hit / Skip Unit		
HM Class Number				

Non-Motorist Location Prior to Impact <input type="checkbox"/> 01 - Intersection - Marked Crosswalk <input type="checkbox"/> 02 - Intersection - No Crosswalk <input type="checkbox"/> 03 - Intersection - Other <input type="checkbox"/> 04 - Midblock - Marked Crosswalk <input type="checkbox"/> 05 - Travel Lane - Other Location <input type="checkbox"/> 06 - Bicycle Lane <input type="checkbox"/> 07 - Shoulder/Roadside <input type="checkbox"/> 08 - Sidewalk <input type="checkbox"/> 09 - Median/Crossing Island <input type="checkbox"/> 10 - Driveway Access <input type="checkbox"/> 11 - Shared-Use Path or Trail <input type="checkbox"/> 12 - Non-Trafficway Area <input type="checkbox"/> 99 - Other/Unknown	Type of Use <input type="checkbox"/> 1 - Personal <input type="checkbox"/> 2 - Commercial <input type="checkbox"/> 3 - Government <input type="checkbox"/> In Emergency Response	Unit Type <input type="checkbox"/> 06 <input type="checkbox"/> 99 - Unknown or Hit/Skip	Passenger Vehicle (less than 9 passengers) <input type="checkbox"/> 01 - Sub-Compact <input type="checkbox"/> 02 - Compact <input type="checkbox"/> 03 - Mid Size <input type="checkbox"/> 04 - Full Size <input type="checkbox"/> 05 - Minivan <input type="checkbox"/> 06 - Sports Utility Vehicle <input type="checkbox"/> 07 - Pickup <input type="checkbox"/> 08 - Van <input type="checkbox"/> 09 - Motorcycle <input type="checkbox"/> 10 - Motorized Bicycle <input type="checkbox"/> 11 - Snowmobile/ATV <input type="checkbox"/> 12 - Other Passenger Vehicle	Med/Heavy Trucks or Combo Units>10k lbs <input type="checkbox"/> 13 - Single Unit Truck or Van 2axle,6 tires <input type="checkbox"/> 14 - Single Unit Truck 3+ axles <input type="checkbox"/> 15 - Single Unit Truck/Trailer <input type="checkbox"/> 16 - Truck/Tractor(Bobtail) <input type="checkbox"/> 17 - Tractor/Semi-Trailer <input type="checkbox"/> 18 - Tractor/Double <input type="checkbox"/> 19 - Tractor/Triples <input type="checkbox"/> 20 - Other Med/Heavy Vehicle	Bus/Van/Limo (9 or More Including Driver) <input type="checkbox"/> 21 - Bus/Van (9-15 Seats, Inc Driver) <input type="checkbox"/> 22 - BUS(16+ Seats, Inc Driver)
<input type="checkbox"/> Has HM Placard					

Special Function <input type="checkbox"/> 01 - None <input type="checkbox"/> 02 - Taxi <input type="checkbox"/> 03 - Rental Truck (Over 10K Lbs) <input type="checkbox"/> 04 - Bus - School (Public or Private) <input type="checkbox"/> 05 - Bus - Transit <input type="checkbox"/> 06 - Bus - Charter <input type="checkbox"/> 07 - Bus - Shuttle <input type="checkbox"/> 08 - Bus - Other	<input type="checkbox"/> 09 - Ambulance <input type="checkbox"/> 10 - Fire <input type="checkbox"/> 11 - Highway/Maintenance <input type="checkbox"/> 12 - Military <input type="checkbox"/> 13 - Police <input type="checkbox"/> 14 - Public Utility <input type="checkbox"/> 15 - Other Government <input type="checkbox"/> 16 - Construction Equip.	<input type="checkbox"/> 17 - Farm Vehicle <input type="checkbox"/> 18 - Farm Equipment <input type="checkbox"/> 19 - Motorhome <input type="checkbox"/> 20 - Golf Cart <input type="checkbox"/> 21 - Train <input type="checkbox"/> 22 - Other (Explain in Narrative)	Most Damaged Area <input type="checkbox"/> 03 <input type="checkbox"/> 03 Impact Area	<input type="checkbox"/> 01 - None <input type="checkbox"/> 02 - Center Front <input type="checkbox"/> 03 - Right Front <input type="checkbox"/> 04 - Right Side <input type="checkbox"/> 05 - Right Rear <input type="checkbox"/> 06 - Rear Center <input type="checkbox"/> 07 - Left Rear <input type="checkbox"/> 08 - Left Side <input type="checkbox"/> 09 - Left Front <input type="checkbox"/> 10 - Top and Windows <input type="checkbox"/> 11 - Undercarriage <input type="checkbox"/> 12 - Load/Trailer <input type="checkbox"/> 13 - Total (All Areas) <input type="checkbox"/> 14 - Other <input type="checkbox"/> 99 - Unknown	Action <input type="checkbox"/> 4 <input type="checkbox"/> 1 - Non-Contact <input type="checkbox"/> 2 - Non-Collision <input type="checkbox"/> 3 - Striking <input type="checkbox"/> 4 - Struck <input type="checkbox"/> 5 - Striking/Struck <input type="checkbox"/> 9 - Unknown
---	---	---	--	---	--

Pre-Crash Actions <input type="checkbox"/> 06 <input type="checkbox"/> 99 - Unknown	Motorist <input type="checkbox"/> 01 - Straight Ahead <input type="checkbox"/> 02 - Backing <input type="checkbox"/> 03 - Changing Lanes <input type="checkbox"/> 04 - Overtaking/Passing <input type="checkbox"/> 05 - Making Right Turn <input type="checkbox"/> 06 - Making Left Turn <input type="checkbox"/> 07 - Making U-Turn <input type="checkbox"/> 08 - Entering Traffic Lane <input type="checkbox"/> 09 - Leaving Traffic Lane <input type="checkbox"/> 10 - Parked <input type="checkbox"/> 11 - Slowing or Stopped in Traffic <input type="checkbox"/> 12 - Driverless	Non-Motorist <input type="checkbox"/> 13 - Negotiating a Curve <input type="checkbox"/> 14 - Other Motorist Action <input type="checkbox"/> 15 - Entering or Crossing Specified Location <input type="checkbox"/> 16 - Walking, Running, Jogging, Playing, Cycling <input type="checkbox"/> 17 - Working <input type="checkbox"/> 18 - Pushing Vehicle <input type="checkbox"/> 19 - Approaching or Leaving Vehicle <input type="checkbox"/> 20 - Standing	<input type="checkbox"/> 21 - Other Non-Motorist Action
---	---	--	---

Contributing Circumstances Primary <input type="checkbox"/> 01 Secondary <input type="checkbox"/> <input type="checkbox"/> 99 - Unknown	Motorist <input type="checkbox"/> 01 - None <input type="checkbox"/> 02 - Failure to Yield <input type="checkbox"/> 03 - Ran Red Light <input type="checkbox"/> 04 - Ran Stop Sign <input type="checkbox"/> 05 - Exceeded Speed Limit <input type="checkbox"/> 06 - Unsafe Speed <input type="checkbox"/> 07 - Improper Turn <input type="checkbox"/> 08 - Left of Center <input type="checkbox"/> 09 - Followed Too Closely/ACDA <input type="checkbox"/> 10 - Improper Lane Change /Passing/Off Road <input type="checkbox"/> 11 - Improper Backing <input type="checkbox"/> 12 - Improper Start From Parked Position <input type="checkbox"/> 13 - Stopped or Parked Illegally <input type="checkbox"/> 14 - Operating Vehicle in Negligent Manner <input type="checkbox"/> 15 - Swerving to Avoid (Due to External Conditions) <input type="checkbox"/> 16 - Wrong Side/Wrong Way <input type="checkbox"/> 17 - Failure to Control <input type="checkbox"/> 18 - Vision Obstruction <input type="checkbox"/> 19 - Operating Defective Equipment <input type="checkbox"/> 20 - Load Shifting/Falling/Spilling <input type="checkbox"/> 21 - Other Improper Action	Non-Motorist <input type="checkbox"/> 22 - None <input type="checkbox"/> 23 - Improper Crossing <input type="checkbox"/> 24 - Darting <input type="checkbox"/> 25 - Lying and/or Illegally in Roadway <input type="checkbox"/> 26 - Failure to Yield Right of Way <input type="checkbox"/> 27 - Not Visible (Dark Clothing) <input type="checkbox"/> 28 - Inattentive <input type="checkbox"/> 29 - Failure to Obey Traffic Signs /Signals/Officer <input type="checkbox"/> 30 - Wrong Side of the Road <input type="checkbox"/> 31 - Other Non-Motorist Action	Vehicle Defects <input type="checkbox"/> <input type="checkbox"/> 01 - Turn Signals <input type="checkbox"/> 02 - Head Lamps <input type="checkbox"/> 03 - Tail Lamps <input type="checkbox"/> 04 - Brakes <input type="checkbox"/> 05 - Steering <input type="checkbox"/> 06 - Tire Blowout <input type="checkbox"/> 07 - Worn or Slick tires <input type="checkbox"/> 08 - Trailer Equipment Defective <input type="checkbox"/> 09 - Motor Trouble <input type="checkbox"/> 10 - Disabled From Prior Accident <input type="checkbox"/> 11 - Other Defects
--	---	---	---

Sequence of Events 1 <input type="checkbox"/> 2 <input type="checkbox"/> 3 <input type="checkbox"/> 4 <input type="checkbox"/> 5 <input type="checkbox"/> 6 <input type="checkbox"/> First Harmful Event <input type="checkbox"/> 1 Most Harmful Event <input type="checkbox"/> 1	<u>Non-Collision Events</u> <input type="checkbox"/> 01 - Overturn/Rollover <input type="checkbox"/> 02 - Fire/Explosion <input type="checkbox"/> 03 - Immersion <input type="checkbox"/> 04 - Jackknife <input type="checkbox"/> 05 - Cargo/Equipment Loss or Shift <input type="checkbox"/> 06 - Equipment Failure (Blown Tire, Brake Failure, etc) <input type="checkbox"/> 07 - Separation of Units <input type="checkbox"/> 08 - Ran Off Road Right <input type="checkbox"/> 09 - Ran Off Road Left <input type="checkbox"/> 10 - Cross Median <input type="checkbox"/> 11 - Cross Center Line Opposite Direction of Travel <input type="checkbox"/> 12 - Downhill Runaway <input type="checkbox"/> 13 - Other Non-Collision
<u>Collision With Person, Vehicle or Object Not Fixed</u> <input type="checkbox"/> 14 - Pedestrian <input type="checkbox"/> 15 - Pedalcycle <input type="checkbox"/> 16 - Railway Vehicle (Train,Engine) <input type="checkbox"/> 17 - Animal - Farm <input type="checkbox"/> 18 - Animal - Deer <input type="checkbox"/> 19 - Animal - Other <input type="checkbox"/> 20 - Motor Vehicle in Transport <input type="checkbox"/> 21 - Parked Motor Vehicle <input type="checkbox"/> 22 - Work Zone Maintenance Equipment <input type="checkbox"/> 23 - Struck by Falling, Shifting Cargo or Anything Set in Motion by a Motor Vehicle <input type="checkbox"/> 24 - Other Movable Object	
<u>Collision With Fixed Object</u> <input type="checkbox"/> 25 - Impact Attenuator/Crash Cushion <input type="checkbox"/> 26 - Bridge Overhead Structure <input type="checkbox"/> 27 - Bridge Pier or Abutment <input type="checkbox"/> 28 - Bridge Parapet <input type="checkbox"/> 29 - Bridge Rail <input type="checkbox"/> 30 - Guardrail Face <input type="checkbox"/> 31 - Guardrail End <input type="checkbox"/> 32 - Portable Barrier <input type="checkbox"/> 33 - Median Cable Barrier <input type="checkbox"/> 34 - Median Guardrail Barrier <input type="checkbox"/> 35 - Median Concrete Barrier <input type="checkbox"/> 36 - Median Other Barrier <input type="checkbox"/> 37 - Traffic Sign Post <input type="checkbox"/> 38 - Overhead Sign Post <input type="checkbox"/> 39 - Light/Luminaries Support <input type="checkbox"/> 40 - Utility Pole <input type="checkbox"/> 41 - Other Post, Pole or Support <input type="checkbox"/> 42 - Culvert <input type="checkbox"/> 43 - Curb <input type="checkbox"/> 44 - Ditch <input type="checkbox"/> 45 - Embankment <input type="checkbox"/> 46 - Fence <input type="checkbox"/> 47 Mailbox <input type="checkbox"/> 48 - Tree <input type="checkbox"/> 49 - Fire Hydrant <input type="checkbox"/> 50 - Work Zone Maintenance Equipment <input type="checkbox"/> 51 - Wall, Building, Tunnel <input type="checkbox"/> 52 - Other Fixed Object	

Unit Speed <input type="checkbox"/> 2	Posted Speed <input type="checkbox"/> 3 <input type="checkbox"/> 5	Traffic Control <input type="checkbox"/> 1 <input type="checkbox"/> 2 <input type="checkbox"/> 01 - No Controls <input type="checkbox"/> 02 - Stop Sign <input type="checkbox"/> 03 - Yield Sign <input type="checkbox"/> 04 - Traffic Signal <input type="checkbox"/> 05 - Traffic Flashers <input type="checkbox"/> 06 - School Zone <input type="checkbox"/> 07 - Railroad Crossbucks <input type="checkbox"/> 08 - Railroad Flashers <input type="checkbox"/> 09 - Railroad Gates <input type="checkbox"/> 10 - Construction Barricade <input type="checkbox"/> 11 - Person (Flagger, Officer) <input type="checkbox"/> 12 - Pavement Markings	<input type="checkbox"/> 13 - Crosswalk Lines <input type="checkbox"/> 14 - Walk/Don't Walk <input type="checkbox"/> 15 - Other <input type="checkbox"/> 16 - Not Reported	Unit Direction From <input type="checkbox"/> 2 To <input type="checkbox"/> 4 <input type="checkbox"/> 1 - North <input type="checkbox"/> 2 - South <input type="checkbox"/> 3 - East <input type="checkbox"/> 4 - West <input type="checkbox"/> 5 - Northeast <input type="checkbox"/> 6 - Northwest <input type="checkbox"/> 7 - Southeast <input type="checkbox"/> 8 - Southwest <input type="checkbox"/> 9 - Unknown
Page of				



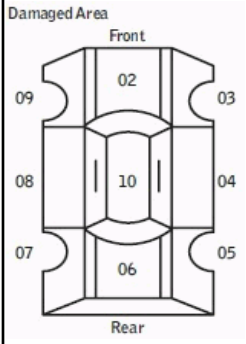
Unit

Local Report Number *

Grid for local report number entry

Unit Number 02	Owner Name: Last, First, Middle () Same As Driver	Owner Phone Number - inc. area code () Same As Driver	Damage Scale 4	Damaged Area
Owner Address, City, State, Zip () Same As Driver				
LP State OH	License Plate Number GCR5623	Vehicle Identification Number 5Y2SL658X8Z414766	# Occupants 01	
Vehicle Year 2008	Vehicle Make PONT Pontiac	Vehicle Model TSP Transport	Vehicle Color RED Red	
<input checked="" type="checkbox"/> Proof of Insurance Shown	Insurance Company STATE FARM	Policy Number	Towed By TRIPLE AAA	
Carrier Name, Address, City, State, Zip				Carrier Phone - include area code
US DOT	Vehicle Weight GVWR/GCWR <input type="checkbox"/> 1 - Less Than or Equal to 10k Lbs. <input type="checkbox"/> 2 - 10,001 to 26,000 Lbs. <input type="checkbox"/> 3 - More Than 26,000 Lbs.	Cargo Body Type 01 01 - No Cargo Body Type/Not Applicable 02 - Bus/Van(9-15 Seats, Inc.Driver) 03 - Bus(16+ Seats, Inc Driver) 04 - Vehicle Towing Another Vehicle 05 - Logging 06 - Intermodal Container Chassis 07 - Cargo Van/Enclosed Box 08 - Grain, Chips, Gravel	09 - Pole 10 - Cargo Tank 11 - Flat Bed 12 - Dump 13 - Concrete Mixer 14 - Auto Transporter 15 - Garbage/Refuse 99 - Other/Unknown	Trafficway Description 1 1 - Two-Way, Not Divided 2 - Two-Way, Not Divided, Continuous Left Turn Lane 3 - Two-Way, Divided, Unprotected (Painted or Grass>4 Ft.) Median 4 - Two-Way, Divided, Positive Median Barrier 5 - One-Way Trafficway <input type="checkbox"/> Hit / Skip Unit
HM Placard ID No.	<input type="checkbox"/> Hazardous Material Released			
HM Class Number				
Non-Motorist Location Prior to Impact 02 01 - Intersection - Marked Crosswalk 02 - Intersection - No Crosswalk 03 - Intersection - Other 04 - Midblock - Marked Crosswalk 05 - Travel Lane - Other Location 06 - Bicycle Lane 07 - Shoulder/Roadside 08 - Sidewalk 09 - Median/Crossing Island 10 - Driveway Access 11 - Shared-Use Path or Trail 12 - Non-Trafficway Area 99 - Other/Unknown	Type of Use 1 1 - Personal 2 - Commercial 3 - Government <input type="checkbox"/> In Emergency Response	Unit Type 05 99 - Unknown or Hit/Skip 01 - Sub-Compact 02 - Compact 03 - Mid Size 04 - Full Size 05 - Minivan 06 - Sports Utility Vehicle 07 - Pickup 08 - Van 09 - Motorcycle 10 - Motorized Bicycle 11 - Snowmobile/ATV 12 - Other Passenger Vehicle	Passenger Vehicle (less than 9 passengers) Med/Heavy Trucks or Combo Units>10k lbs Bus/Van/Limo (9 or More Including Driver) 21 - Bus/Van (9-15 Seats, Inc Driver) 22 - BUS(16+ Seats, Inc Driver) Non-Motorist 23 - Animal with Rider 24 - Animal with Buggy, Wagon, Surrey 25 - Bicycle/Pedacyclist 26 - Pedestrian/Skater 27 - Other Non-Motorist	<input type="checkbox"/> Has HM Placard
Special Function 02 01 - None 02 - Taxi 03 - Rental Truck (Over 10K Lbs) 04 - Bus - School (Public or Private) 05 - Bus - Transit 06 - Bus - Charter 07 - Bus - Shuttle 08 - Bus - Other	09 - Ambulance 10 - Fire 11 - Highway/Maintenance 12 - Military 13 - Police 14 - Public Utility 15 - Other Government 16 - Construction Equip.	17 - Farm Vehicle 18 - Farm Equipment 19 - Motorhome 20 - Golf Cart 21 - Train 22 - Other (Explain in Narrative)	Most Damaged Area 04 01 - None 02 - Center Front 03 - Right Front 04 - Right Side 05 - Right Rear 06 - Rear Center 07 - Left Rear 08 - Left Side 09 - Left Front 10 - Top and Windows 11 - Undercarriage 12 - Load/Trailer 13 - Total (All Areas) 14 - Other	Action 4 1 - Non-Contact 2 - Non-Collision 3 - Striking 4 - Struck 5 - Striking/Struck 9 - Unknown
Pre-Crash Actions 01 01 - Straight Ahead 02 - Backing 03 - Changing Lanes 04 - Overtaking/Passing 05 - Making Right Turn 06 - Making Left Turn 99 - Unknown	Motorist 07 - Making U-Turn 08 - Entering Traffic Lane 09 - Leaving Traffic Lane 10 - Parked 11 - Slowing or Stopped in Traffic 12 - Driverless	13 - Negotiating a Curve 14 - Other Motorist Action	Non-Motorist 15 - Entering or Crossing Specified Location 16 - Walking, Running, Jogging, Playing, Cycling 17 - Working 18 - Pushing Vehicle 19 - Approaching or Leaving Vehicle 20 - Standing	21 - Other Non-Motorist Action
Contributing Circumstances Primary 01 01 - None 02 - Failure to Yield 03 - Ran Red Light 04 - Ran Stop Sign 05 - Exceeded Speed Limit 06 - Unsafe Speed 07 - Improper Turn 08 - Left of Center 09 - Followed Too Closely/ACDA 10 - Improper Lane Change /Passing/Off Road	Motorist 11 - Improper Backing 12 - Improper Start From Parked Position 13 - Stopped or Parked Illegally 14 - Operating Vehicle in Negligent Manner 15 - Swerving to Avoid (Due to External Conditions) 16 - Wrong Side/Wrong Way 17 - Failure to Control 18 - Vision Obstruction 19 - Operating Defective Equipment 20 - Load Shifting/Falling/Spilling 21 - Other Improper Action	Non-Motorist 22 - None 23 - Improper Crossing 24 - Darting 25 - Lying and/or Illegally in Roadway 26 - Failure to Yield Right of Way 27 - Not Visible (Dark Clothing) 28 - Inattentive 29 - Failure to Obey Traffic Signs /Signals/Officer 30 - Wrong Side of the Road 31 - Other Non-Motorist Action	Vehicle Defects 01 01 - Turn Signals 02 - Head Lamps 03 - Tail Lamps 04 - Brakes 05 - Steering 06 - Tire Blowout 07 - Worn or Slick tires 08 - Trailer Equipment Defective 09 - Motor Trouble 10 - Disabled From Prior Accident 11 - Other Defects	
Sequence of Events 1 20 2 01 3 01 4 01 5 01 6 01 First Harmful Event 1 Most Harmful Event 1	Non-Collision Events 01 - Overturn/Rollover 02 - Fire/Explosion 03 - Immersion 04 - Jackknife 05 - Cargo/Equipment Loss or Shift 06 - Equipment Failure (Blown Tire, Brake Failure, etc) 07 - Separation of Units 08 - Ran Off Road Right 09 - Ran Off Road Left 10 - Cross Median 11 - Cross Center Line Opposite Direction of Travel 12 - Downhill Runaway 13 - Other Non-Collision			
Collision With Person, Vehicle or Object Not Fixed 14 - Pedestrian 15 - Pedalcycle 16 - Railway Vehicle (Train,Engine) 17 - Animal - Farm 18 - Animal - Deer 19 - Animal - Other 20 - Motor Vehicle in Transport 21 - Parked Motor Vehicle 22 - Work Zone Maintenance Equipment 23 - Struck by Falling, Shifting Cargo or Anything Set in Motion by a Motor Vehicle 24 - Other Movable Object Collision With Fixed Object 25 - Impact Attenuator/Crash Cushion 26 - Bridge Overhead Structure 27 - Bridge Pier or Abutment 28 - Bridge Parapet 29 - Bridge Rail 30 - Guardrail Face 31 - Guardrail End 32 - Portable Barrier 33 - Median Cable Barrier 34 - Median Guardrail Barrier 35 - Median Concrete Barrier 36 - Median Other Barrier 37 - Traffic Sign Post 38 - Overhead Sign Post 39 - Light/Luminaries Support 40 - Utility Pole 41 - Other Post, Pole or Support 42 - Culvert 43 - Curb 44 - Ditch 45 - Embankment 46 - Fence 47 - Mailbox 48 - Tree 49 - Fire Hydrant 50 - Work Zone Maintenance Equipment 51 - Wall, Building, Tunnel 52 - Other Fixed Object				
Unit Speed 30 <input type="checkbox"/> Stated <input checked="" type="checkbox"/> Estimated	Posted Speed 35	Traffic Control 01 01 - No Controls 02 - Stop Sign 03 - Yield Sign 04 - Traffic Signal 05 - Traffic Flashers 06 - School Zone 07 - Railroad Crossbucks 08 - Railroad Flashers 09 - Railroad Gates 10 - Construction Barricade 11 - Person (Flagger, Officer) 12 - Pavement Markings 13 - Crosswalk Lines 14 - Walk/Don't Walk 15 - Other 16 - Not Reported	Unit Direction From 3 To 4 1 - North 2 - South 3 - East 4 - West 5 - Northeast 6 - Northwest 7 - Southeast 8 - Southwest 9 - Unknown	
Page of				

Main form body containing sections for Unit Information, Owner Information, Vehicle Information, Insurance, DOT/Placard, Impact Location, Special Function, Pre-Crash Actions, Contributing Circumstances, Sequence of Events, Collision Details, and Unit Direction.



- Trafficway Description: 1 - Two-Way, Not Divided; 2 - Two-Way, Not Divided, Continuous Left Turn Lane; 3 - Two-Way, Divided, Unprotected (Painted or Grass>4 Ft.) Median; 4 - Two-Way, Divided, Positive Median Barrier; 5 - One-Way Trafficway.

- Non-Motorist Location Prior to Impact: 01 - Intersection - Marked Crosswalk; 02 - Intersection - No Crosswalk; 03 - Intersection - Other; 04 - Midblock - Marked Crosswalk; 05 - Travel Lane - Other Location; 06 - Bicycle Lane; 07 - Shoulder/Roadside; 08 - Sidewalk; 09 - Median/Crossing Island; 10 - Driveway Access; 11 - Shared-Use Path or Trail; 12 - Non-Trafficway Area; 99 - Other/Unknown.

- Action: 1 - Non-Contact; 2 - Non-Collision; 3 - Striking; 4 - Struck; 5 - Striking/Struck; 9 - Unknown.

- Vehicle Defects: 01 - Turn Signals; 02 - Head Lamps; 03 - Tail Lamps; 04 - Brakes; 05 - Steering; 06 - Tire Blowout; 07 - Worn or Slick tires; 08 - Trailer Equipment Defective; 09 - Motor Trouble; 10 - Disabled From Prior Accident; 11 - Other Defects.

- Unit Direction: From [] To [] 1 - North; 2 - South; 3 - East; 4 - West; 5 - Northeast; 6 - Northwest; 7 - Southeast; 8 - Southwest; 9 - Unknown.



Unit

Local Report Number *
| | | | | | | | | | | | | | | | | |

Unit Number 02	Owner Name: Last, First, Middle (<input type="checkbox"/> Same As Driver)	Owner Phone Number - inc. area code (<input type="checkbox"/> Same As Driver)	Damage Scale 2	Damaged Area
Owner Address, City, State, Zip (<input type="checkbox"/> Same As Driver)			1 - None	
LP State OH	License Plate Number EQT4974	Vehicle Identification Number 1FTRX12W59FA68203	# Occupants 01	
Vehicle Year 2009	Vehicle Make FORD Ford	Vehicle Model F15 F150 Series	Vehicle Color SIL Alum/Silver	
<input checked="" type="checkbox"/> Proof of Insurance Shown	Insurance Company NATIONWIDE	Policy Number	Towed By	2 - Minor
Carrier Name, Address, City, State, Zip				3 - Functional
Carrier Phone - include area code				4 - Disabling
US DOT				9 - Unknown

HM Placard ID No. 	Vehicle Weight GVWR/GCWR 1 1 - Less Than or Equal to 10k Lbs. 2 - 10,001 to 26,000 Lbs. 3 - More Than 26,000 Lbs.	Cargo Body Type 01 01 - No Cargo Body Type/Not Applicable 02 - Bus/Van(9-15 Seats, Inc.Driver) 03 - Bus(16+ Seats, Inc Driver) 04 - Vehicle Towing Another Vehicle 05 - Logging 06 - Intermodal Container Chassis 07 - Cargo Van/Enclosed Box 08 - Grain, Chips, Gravel	Trafficway Description 5 1 - Two-Way, Not Divided 2 - Two-Way, Not Divided, Continuous Left Turn Lane 3 - Two-Way, Divided, Unprotected (Painted or Grass>4 Ft.) Median 4 - Two-Way, Divided, Positive Median Barrier 5 - One-Way Trafficway
HM Class Number 	<input type="checkbox"/> Hazardous Material Released	09 - Pole 10 - Cargo Tank 11 - Flat Bed 12 - Dump 13 - Concrete Mixer 14 - Auto Transporter 15 - Garbage/Refuse 99 - Other/Unknown	<input type="checkbox"/> Hit / Skip Unit

Non-Motorist Location Prior to Impact 01 01 - Intersection - Marked Crosswalk 02 - Intersection - No Crosswalk 03 - Intersection - Other 04 - Midblock - Marked Crosswalk 05 - Travel Lane - Other Location 06 - Bicycle Lane 07 - Shoulder/Roadside 08 - Sidewalk 09 - Median/Crossing Island 10 - Driveway Access 11 - Shared-Use Path or Trail 12 - Non-Trafficway Area 99 - Other/Unknown	Type of Use 1 1 - Personal 2 - Commercial 3 - Government <input type="checkbox"/> In Emergency Response	Unit Type 07 01 - Sub-Compact 02 - Compact 03 - Mid Size 04 - Full Size 05 - Minivan 06 - Sports Utility Vehicle 07 - Pickup 08 - Van 09 - Motorcycle 10 - Motorized Bicycle 11 - Snowmobile/ATV 12 - Other Passenger Vehicle 99 - Unknown or Hit/Skip	Passenger Vehicle (less than 9 passengers) Med/Heavy Trucks or Combo Units>10k lbs Bus/Van/Limo (9 or More Including Driver)	21 - Bus/Van (9-15 Seats, Inc Driver) 22 - BUS(16+ Seats, Inc Driver) Non-Motorist 23 - Animal with Rider 24 - Animal with Buggy, Wagon, Surrey 25 - Bicycle/Pedacyclist 26 - Pedestrian/Skater 27 - Other Non-Motorist
--	---	---	--	--

Special Function 01 01 - None 02 - Taxi 03 - Rental Truck (Over 10K Lbs) 04 - Bus - School (Public or Private) 05 - Bus - Transit 06 - Bus - Charter 07 - Bus - Shuttle 08 - Bus - Other	09 - Ambulance 10 - Fire 11 - Highway/Maintenance 12 - Military 13 - Police 14 - Public Utility 15 - Other Government 16 - Construction Equip.	17 - Farm Vehicle 18 - Farm Equipment 19 - Motorhome 20 - Golf Cart 21 - Train 22 - Other (Explain in Narrative)	Most Damaged Area 02 01 - None 02 - Center Front 03 - Right Front 04 - Right Side 05 - Right Rear 06 - Rear Center 07 - Left Rear 08 - Left Side 09 - Left Front 10 - Top and Windows 11 - Undercarriage 12 - Load/Trailer 13 - Total (All Areas) 14 - Other	Action 3 1 - Non-Contact 2 - Non-Collision 3 - Striking 4 - Struck 5 - Striking/Struck 9 - Unknown
--	---	---	--	--

Pre-Crash Actions 01 01 - Straight Ahead 02 - Backing 03 - Changing Lanes 04 - Overtaking/Passing 05 - Making Right Turn 06 - Making Left Turn 99 - Unknown	Motorist 07 - Making U-Turn 08 - Entering Traffic Lane 09 - Leaving Traffic Lane 10 - Parked 11 - Slowing or Stopped in Traffic 12 - Driverless	13 - Negotiating a Curve 14 - Other Motorist Action	Non-Motorist 15 - Entering or Crossing Specified Location 16 - Walking, Running, Jogging, Playing, Cycling 17 - Working 18 - Pushing Vehicle 19 - Approaching or Leaving Vehicle 20 - Standing	21 - Other Non-Motorist Action
--	---	--	--	--------------------------------

Contributing Circumstances Primary 09 01 - None 02 - Failure to Yield 03 - Ran Red Light 04 - Ran Stop Sign 05 - Exceeded Speed Limit 06 - Unsafe Speed 07 - Improper Turn 08 - Left of Center 09 - Followed Too Closely/ACDA 10 - Improper Lane Change /Passing/Off Road	Motorist 11 - Improper Backing 12 - Improper Start From Parked Position 13 - Stopped or Parked Illegally 14 - Operating Vehicle in Negligent Manner 15 - Swerving to Avoid (Due to External Conditions) 16 - Wrong Side/Wrong Way 17 - Failure to Control 18 - Vision Obstruction 19 - Operating Defective Equipment 20 - Load Shifting/Falling/Spilling 21 - Other Improper Action	Non-Motorist 22 - None 23 - Improper Crossing 24 - Darting 25 - Lying and/or Illegally in Roadway 26 - Failure to Yield Right of Way 27 - Not Visible (Dark Clothing) 28 - Inattentive 29 - Failure to Obey Traffic Signs /Signals/Officer 30 - Wrong Side of the Road 31 - Other Non-Motorist Action	Vehicle Defects 01 01 - Turn Signals 02 - Head Lamps 03 - Tail Lamps 04 - Brakes 05 - Steering 06 - Tire Blowout 07 - Worn or Slick tires 08 - Trailer Equipment Defective 09 - Motor Trouble 10 - Disabled From Prior Accident 11 - Other Defects
--	--	---	---

Sequence of Events 1 20 2 3 4 5 6 First Harmful Event 1 Most Harmful Event 1 99 - Unknown	<u>Non-Collision Events</u> 01 - Overturn/Rollover 02 - Fire/Explosion 03 - Immersion 04 - Jackknife 05 - Cargo/Equipment Loss or Shift	06 - Equipment Failure (Blown Tire, Brake Failure, etc) 07 - Separation of Units 08 - Ran Off Road Right 09 - Ran Off Road Left 10 - Cross Median 11 - Cross Center Line Opposite Direction of Travel 12 - Downhill Runaway 13 - Other Non-Collision
<u>Collision with Person, Vehicle or Object Not Fixed</u> 14 - Pedestrian 15 - Pedalcycle 16 - Railway Vehicle (Train,Engine) 17 - Animal - Farm 18 - Animal - Deer 19 - Animal - Other 20 - Motor Vehicle in Transport	<u>Collision With Fixed Object</u> 21 - Parked Motor Vehicle 22 - Work Zone Maintenance Equipment 23 - Struck by Falling, Shifting Cargo or Anything Set in Motion by a Motor Vehicle 24 - Other Movable Object 25 - Impact Attenuator/Crash Cushion 26 - Bridge Overhead Structure 27 - Bridge Pier or Abutment 28 - Bridge Parapet 29 - Bridge Rail 30 - Guardrail Face 31 - Guardrail End 32 - Portable Barrier	33 - Median Cable Barrier 34 - Median Guardrail Barrier 35 - Median Concrete Barrier 36 - Median Other Barrier 37 - Traffic Sign Post 38 - Overhead Sign Post 39 - Light/Luminaries Support 40 - Utility Pole 41 - Other Post, Pole or Support 42 - Culvert 43 - Curb 44 - Ditch 45 - Embankment 46 - Fence 47 Mailbox 48 - Tree 49 - Fire Hydrant 50 - Work Zone Maintenance Equipment 51 - Wall, Building, Tunnel 52 - Other Fixed Object

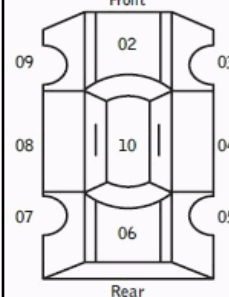
Unit Speed 5 <input type="checkbox"/> Stated <input checked="" type="checkbox"/> Estimated	Posted Speed 35	Traffic Control 04 01 - No Controls 02 - Stop Sign 03 - Yield Sign 04 - Traffic Signal 05 - Traffic Flashers 06 - School Zone 07 - Railroad Crossbucks 08 - Railroad Flashers 09 - Railroad Gates 10 - Construction Barricade 11 - Person (Flagger, Officer) 12 - Pavement Markings	13 - Crosswalk Lines 14 - Walk/Don't Walk 15 - Other 16 - Not Reported	Unit Direction From 4 To 3 1 - North 2 - South 3 - East 4 - West 5 - Northeast 6 - Northwest 7 - Southeast 8 - Southwest 9 - Unknown
--	---------------------------	---	---	--

Unit Number <input type="text"/>	Owner Name: Last, First, Middle <input type="checkbox"/> Same As Driver	Owner Phone Number - inc. area code <input type="checkbox"/> Same As Driver	Damage Scale <input type="checkbox"/>	Damaged Area 		
Owner Address, City, State, Zip <input type="checkbox"/> Same As Driver			1 - None			
LP State <input type="text"/>	License Plate Number <input type="text"/>	Vehicle Identification Number <input type="text"/>	2 - Minor			
Vehicle Year <input type="text"/>	Vehicle Make <input type="text"/>	Vehicle Model <input type="text"/>	3 - Functional			
<input type="checkbox"/> Proof of Insurance Shown	Insurance Company <input type="text"/>	Policy Number <input type="text"/>	4 - Disabling			
Carrier Name, Address, City, State, Zip			9 - Unknown			
Carrier Phone - include area code <input type="text"/>						
US DOT <input type="text"/>	Vehicle Weight GVWR/GCWR <input type="checkbox"/> 1 - Less Than or Equal to 10k Lbs. <input type="checkbox"/> 2 - 10,001 to 26,000 Lbs. <input type="checkbox"/> 3 - More Than 26,000 Lbs.	Cargo Body Type <input type="text"/>	Trafficway Description <input type="checkbox"/>			
HM Placard ID No. <input type="text"/>	<input type="checkbox"/> Hazardous Material Released	01 - No Cargo Body Type/Not Applicable 02 - Bus/Van(9-15 Seats, Inc.Driver) 03 - Bus(16+ Seats, Inc Driver) 04 - Vehicle Towing Another Vehicle 05 - Logging 06 - Intermodal Container Chassis 07 - Cargo Van/Enclosed Box 08 - Grain, Chips, Gravel	09 - Pole 10 - Cargo Tank 11 - Flat Bed 12 - Dump 13 - Concrete Mixer 14 - Auto Transporter 15 - Garbage/Refuse 99 - Other/Unknown			
HM Class Number <input type="text"/>			<input type="checkbox"/> Hit / Skip Unit			
Non-Motorist Location Prior to Impact <input type="text"/>		Type of Use <input type="text"/>	Unit Type <input type="text"/>	Passenger Vehicle (less than 9 passengers) 01 - Sub-Compact 02 - Compact 03 - Mid Size 04 - Full Size 05 - Minivan 06 - Sports Utility Vehicle 07 - Pickup 08 - Van 09 - Motorcycle 10 - Motorized Bicycle 11 - Snowmobile/ATV 12 - Other Passenger Vehicle		
01 - Intersection - Marked Crosswalk 02 - Intersection - No Crosswalk 03 - Intersection - Other 04 - Midblock - Marked Crosswalk 05 - Travel Lane - Other Location 06 - Bicycle Lane 07 - Shoulder/Roadside 08 - Sidewalk 09 - Median/Crossing Island 10 - Driveway Access 11 - Shared-Use Path or Trail 12 - Non-Trafficway Area 99 - Other/Unknown		1 - Personal 2 - Commercial 3 - Government <input type="checkbox"/> In Emergency Response	Med/Heavy Trucks or Combo Units>10k lbs 13 - Single Unit Truck or Van 2axle,6 tires 14 - Single Unit Truck 3+ axles 15 - Single Unit Truck/Trailer 16 - Truck/Tractor(Bobtail) 17 - Tractor/Semi-Trailer 18 - Tractor/Double 19 - Tractor/Triples 20 - Other Med/Heavy Vehicle	Bus/Van/Limo (9 or More Including Driver) 21 - Bus/Van (9-15 Seats, Inc Driver) 22 - BUS(16+ Seats, Inc Driver) Non-Motorist 23 - Animal with Rider 24 - Animal with Buggy, Wagon, Surrey 25 - Bicycle/Pedacyclist 26 - Pedestrian/Skater 27 - Other Non-Motorist		
Special Function <input type="text"/>	01 - None 02 - Taxi 03 - Rental Truck (Over 10K Lbs) 04 - Bus - School (Public or Private) 05 - Bus - Transit 06 - Bus - Charter 07 - Bus - Shuttle 08 - Bus - Other	09 - Ambulance 10 - Fire 11 - Highway/Maintenance 12 - Military 13 - Police 14 - Public Utility 15 - Other Government 16 - Construction Equip.	17 - Farm Vehicle 18 - Farm Equipment 19 - Motorhome 20 - Golf Cart 21 - Train 22 - Other (Explain in Narrative)	Most Damaged Area <input type="text"/>	Action <input type="text"/>	
Pre-Crash Actions <input type="text"/>		Motorist 01 - Straight Ahead 02 - Backing 03 - Changing Lanes 04 - Overtaking/Passing 05 - Making Right Turn 06 - Making Left Turn		Non-Motorist 15 - Entering or Crossing Specified Location 16 - Walking, Running, Jogging, Playing, Cycling 17 - Working 18 - Pushing Vehicle 19 - Approaching or Leaving Vehicle 20 - Standing	01 - None 02 - Center Front 03 - Right Front 04 - Right Side 05 - Right Rear 06 - Rear Center 07 - Left Rear	
Contributing Circumstances <input type="text"/>		Motorist 01 - None 02 - Failure to Yield 03 - Ran Red Light 04 - Ran Stop Sign 05 - Exceeded Speed Limit 06 - Unsafe Speed 07 - Improper Turn 08 - Left of Center 09 - Followed Too Closely/ACDA 10 - Improper Lane Change /Passing/Off Road		Non-Motorist 22 - None 23 - Improper Crossing 24 - Darting 25 - Lying and/or Illegally in Roadway 26 - Failure to Yield Right of Way 27 - Not Visible (Dark Clothing) 28 - Inattentive 29 - Failure to Obey Traffic Signs /Signals/Officer 30 - Wrong Side of the Road 31 - Other Non-Motorist Action	Vehicle Defects <input type="text"/>	
01 - None 02 - Failure to Yield 03 - Ran Red Light 04 - Ran Stop Sign 05 - Exceeded Speed Limit 06 - Unsafe Speed 07 - Improper Turn 08 - Left of Center 09 - Followed Too Closely/ACDA 10 - Improper Lane Change /Passing/Off Road		11 - Improper Backing 12 - Improper Start From Parked Position 13 - Stopped or Parked Illegally 14 - Operating Vehicle in Negligent Manner 15 - Swerving to Avoid (Due to External Conditions) 16 - Wrong Side/Wrong Way 17 - Failure to Control 18 - Vision Obstruction 19 - Operating Defective Equipment 20 - Load Shifting/Falling/Spilling 21 - Other Improper Action		08 - Left Side 09 - Left Front 10 - Top and Windows 11 - Undercarriage 12 - Load/Trailer 13 - Total (All Areas) 14 - Other	01 - Turn Signals 02 - Head Lamps 03 - Tail Lamps 04 - Brakes 05 - Steering 06 - Tire Blowout 07 - Worn or Slick tires 08 - Trailer Equipment Defective 09 - Motor Trouble 10 - Disabled From Prior Accident 11 - Other Defects	
Sequence of Events 1 <input type="text"/> 2 <input type="text"/> 3 <input type="text"/> 4 <input type="text"/> 5 <input type="text"/> 6 <input type="text"/>		Non-Collision Events 01 - Overturn/Rollover 02 - Fire/Explosion 03 - Immersion 04 - Jackknife 05 - Cargo/Equipment Loss or Shift		10 - Cross Median 11 - Cross Center Line Opposite Direction of Travel 12 - Downhill Runaway 13 - Other Non-Collision		
First Harmful Event <input type="text"/>		Most Harmful Event <input type="text"/>				
Collision with Person, Vehicle or Object Not Fixed 14 - Pedestrian 15 - Pedalcycle 16 - Railway Vehicle (Train,Engine) 17 - Animal - Farm 18 - Animal - Deer 19 - Animal - Other 20 - Motor Vehicle in Transport		Collision With Fixed Object 21 - Parked Motor Vehicle 22 - Work Zone Maintenance Equipment 23 - Struck by Falling, Shifting Cargo or Anything Set in Motion by a Motor Vehicle 24 - Other Movable Object 25 - Impact Attenuator/Crash Cushion 26 - Bridge Overhead Structure 27 - Bridge Pier or Abutment 28 - Bridge Parapet 29 - Bridge Rail 30 - Guardrail Face 31 - Guardrail End 32 - Portable Barrier		33 - Median Cable Barrier 34 - Median Guardrail Barrier 35 - Median Concrete Barrier 36 - Median Other Barrier 37 - Traffic Sign Post 38 - Overhead Sign Post 39 - Light/Luminaries Support 40 - Utility Pole	41 - Other Post, Pole or Support 42 - Culvert 43 - Curb 44 - Ditch 45 - Embankment 46 - Fence 47 Mailbox	48 - Tree 49 - Fire Hydrant 50 - Work Zone Maintenance Equipment 51 - Wall, Building, Tunnel 52 - Other Fixed Object
Unit Speed <input type="text"/>	Posted Speed <input type="text"/>	Traffic Control <input type="text"/>	Unit Direction From <input type="text"/> To <input type="text"/>			
<input type="checkbox"/> Stated <input type="checkbox"/> Estimated		01 - No Controls 02 - Stop Sign 03 - Yield Sign 04 - Traffic Signal 05 - Traffic Flashers 06 - School Zone	07 - Railroad Crossbucks 08 - Railroad Flashers 09 - Railroad Gates 10 - Construction Barricade 11 - Person (Flagger, Officer) 12 - Pavement Markings	1 - North 2 - South 3 - East 4 - West	5 - Northeast 6 - Northwest 7 - Southeast 8 - Southwest	
				Page of		

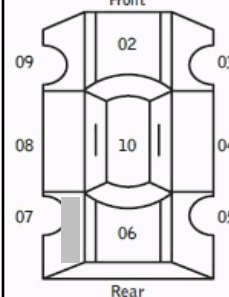
--	--	--	--	--	--	--	--	--	--	--	--	--	--	--	--	--	--

Unit Number 02	Owner Name: Last, First, Middle <input type="checkbox"/> Same As Driver	Owner Phone Number - inc. area code <input type="checkbox"/> Same As Driver	Damage Scale 2	Damaged Area 	
Owner Address, City, State, Zip <input type="checkbox"/> Same As Driver			1 - None		
LP State 	License Plate Number 	Vehicle Identification Number 	2 - Minor		
Vehicle Year 	Vehicle Make 	Vehicle Model 	3 - Functional		
<input type="checkbox"/> Proof of Insurance Shown	Insurance Company 	Policy Number 	4 - Disabling		
Carrier Name, Address, City, State, Zip			9 - Unknown		
Carrier Phone - include area code					
US DOT 	Vehicle Weight GVWR/GCWR <input type="checkbox"/> 1 - Less Than or Equal to 10k Lbs. <input type="checkbox"/> 2 - 10,001 to 26,000 Lbs. <input type="checkbox"/> 3 - More Than 26,000 Lbs.	Cargo Body Type 01 01 - No Cargo Body Type/Not Applicable 02 - Bus/Van(9-15 Seats, Inc.Driver) 03 - Bus(16+ Seats, Inc Driver) 04 - Vehicle Towing Another Vehicle 05 - Logging 06 - Intermodal Container Chassis 07 - Cargo Van/Enclosed Box 08 - Grain, Chips, Gravel	Trafficway Description 1 1 - Two-Way, Not Divided 2 - Two-Way, Not Divided, Continuous Left Turn Lane 3 - Two-Way, Divided, Unprotected (Painted or Grass>4 Ft.) Median 4 - Two-Way, Divided, Positive Median Barrier 5 - One-Way Trafficway <input checked="" type="checkbox"/> Hit / Skip Unit		
HM Placard ID No. 	<input type="checkbox"/> Hazardous Material Released	09 - Pole 10 - Cargo Tank 11 - Flat Bed 12 - Dump 13 - Concrete Mixer 14 - Auto Transporter 15 - Garbage/Refuse 99 - Other/Unknown			
HM Class Number 	Type of Use 1 1 - Personal 2 - Commercial 3 - Government <input type="checkbox"/> In Emergency Response				
Non-Motorist Location Prior to Impact 01 01 - Intersection - Marked Crosswalk 02 - Intersection - No Crosswalk 03 - Intersection - Other 04 - Midblock - Marked Crosswalk 05 - Travel Lane - Other Location 06 - Bicycle Lane 07 - Shoulder/Roadside 08 - Sidewalk 09 - Median/Crossing Island 10 - Driveway Access 11 - Shared-Use Path or Trail 12 - Non-Trafficway Area 99 - Other/Unknown	Unit Type 04 01 - Sub-Compact 02 - Compact 03 - Mid Size 04 - Full Size 05 - Minivan 06 - Sports Utility Vehicle 07 - Pickup 08 - Van 09 - Motorcycle 10 - Motorized Bicycle 11 - Snowmobile/ATV 12 - Other Passenger Vehicle	Passenger Vehicle (less than 9 passengers) Med/Heavy Trucks or Combo Units>10k lbs 21 - Bus/Van (9-15 Seats, Inc Driver) 22 - Bus(16+ Seats, Inc Driver) 23 - Animal with Rider 24 - Animal with Buggy, Wagon, Surrey 25 - Bicycle/Pedacyclist 26 - Pedestrian/Skater 27 - Other Non-Motorist			
Special Function 01 01 - None 02 - Taxi 03 - Rental Truck (Over 10K Lbs) 04 - Bus - School (Public or Private) 05 - Bus - Transit 06 - Bus - Charter 07 - Bus - Shuttle 08 - Bus - Other	09 - Ambulance 10 - Fire 11 - Highway/Maintenance 12 - Military 13 - Police 14 - Public Utility 15 - Other Government 16 - Construction Equip.	17 - Farm Vehicle 18 - Farm Equipment 19 - Motorhome 20 - Golf Cart 21 - Train 22 - Other (Explain in Narrative)	Most Damaged Area 08 01 - None 02 - Center Front 03 - Right Front 04 - Right Side 05 - Right Rear 06 - Rear Center 07 - Left Rear 08 - Left Side 09 - Left Front 10 - Top and Windows 11 - Undercarriage 12 - Load/Trailer 13 - Total (All Areas) 14 - Other	Action 4 1 - Non-Contact 2 - Non-Collision 3 - Striking 4 - Struck 5 - Striking/Struck 9 - Unknown	
Pre-Crash Actions 01 01 - Straight Ahead 02 - Backing 03 - Changing Lanes 04 - Overtaking/Passing 05 - Making Right Turn 06 - Making Left Turn	Motorist 07 - Making U-Turn 08 - Entering Traffic Lane 09 - Leaving Traffic Lane 10 - Parked 11 - Slowing or Stopped in Traffic 12 - Driverless	13 - Negotiating a Curve 14 - Other Motorist Action	Non-Motorist 15 - Entering or Crossing Specified Location 16 - Walking, Running, Jogging, Playing, Cycling 17 - Working 18 - Pushing Vehicle 19 - Approaching or Leaving Vehicle 20 - Standing 21 - Other Non-Motorist Action		
Contributing Circumstances Primary 08 01 - None 02 - Failure to Yield 03 - Ran Red Light 04 - Ran Stop Sign 05 - Exceeded Speed Limit 06 - Unsafe Speed 07 - Improper Turn 08 - Left of Center 09 - Followed Too Closely/ACDA 10 - Improper Lane Change /Passing/Off Road	Motorist 11 - Improper Backing 12 - Improper Start From Parked Position 13 - Stopped or Parked Illegally 14 - Operating Vehicle in Negligent Manner 15 - Swerving to Avoid (Due to External Conditions) 16 - Wrong Side/Wrong Way 17 - Failure to Control 18 - Vision Obstruction 19 - Operating Defective Equipment 20 - Load Shifting/Falling/Spilling 21 - Other Improper Action	Non-Motorist 22 - None 23 - Improper Crossing 24 - Darting 25 - Lying and/or Illegally in Roadway 26 - Failure to Yield Right of Way 27 - Not Visible (Dark Clothing) 28 - Inattentive 29 - Failure to Obey Traffic Signs /Signals/Officer 30 - Wrong Side of the Road 31 - Other Non-Motorist Action	Vehicle Defects 01 01 - Turn Signals 02 - Head Lamps 03 - Tail Lamps 04 - Brakes 05 - Steering 06 - Tire Blowout 07 - Worn or Slick tires 08 - Trailer Equipment Defective 09 - Motor Trouble 10 - Disabled From Prior Accident 11 - Other Defects		
Sequence of Events 1 20 2 3 4 5 6 First Harmful Event 1 Most Harmful Event 1 99 - Unknown	Non-Collision Events 01 - Overturn/Rollover 02 - Fire/Explosion 03 - Immersion 04 - Jackknife 05 - Cargo/Equipment Loss or Shift 06 - Equipment Failure (Blown Tire, Brake Failure, etc) 07 - Separation of Units 08 - Ran Off Road Right 09 - Ran Off Road Left 10 - Cross Median 11 - Cross Center Line Opposite Direction of Travel 12 - Downhill Runaway 13 - Other Non-Collision			Collision With Person, Vehicle or Object Not Fixed 14 - Pedestrian 15 - Pedalcycle 16 - Railway Vehicle (Train,Engine) 17 - Animal - Farm 18 - Animal - Deer 19 - Animal - Other 20 - Motor Vehicle in Transport 21 - Parked Motor Vehicle 22 - Work Zone Maintenance Equipment 23 - Struck by Falling, Shifting Cargo or Anything Set in Motion by a Motor Vehicle 24 - Other Movable Object Collision With Fixed Object 25 - Impact Attenuator/Crash Cushion 26 - Bridge Overhead Structure 27 - Bridge Pier or Abutment 28 - Bridge Parapet 29 - Bridge Rail 30 - Guardrail Face 31 - Guardrail End 32 - Portable Barrier 33 - Median Cable Barrier 34 - Median Guardrail Barrier 35 - Median Concrete Barrier 36 - Median Other Barrier 37 - Traffic Sign Post 38 - Overhead Sign Post 39 - Light/Luminaries Support 40 - Utility Pole 41 - Other Post, Pole or Support 42 - Culvert 43 - Curb 44 - Ditch 45 - Embankment 46 - Fence 47 Mailbox 48 - Tree 49 - Fire Hydrant 50 - Work Zone Maintenance Equipment 51 - Wall, Building, Tunnel 52 - Other Fixed Object	
Unit Speed 25 <input type="checkbox"/> Stated <input checked="" type="checkbox"/> Estimated	Posted Speed 25	Traffic Control 01 01 - No Controls 02 - Stop Sign 03 - Yield Sign 04 - Traffic Signal 05 - Traffic Flashers 06 - School Zone 07 - Railroad Crossbucks 08 - Railroad Flashers 09 - Railroad Gates 10 - Construction Barricade 11 - Person (Flagger, Officer) 12 - Pavement Markings 13 - Crosswalk Lines 14 - Walk/Don't Walk 15 - Other 16 - Not Reported	Unit Direction From 1 To 2 1 - North 2 - South 3 - East 4 - West 5 - Northeast 6 - Northwest 7 - Southeast 8 - Southwest 9 - Unknown		

Unit Number <input type="text" value="011"/>	Owner Name: Last, First, Middle <input type="checkbox"/> Same As Driver	Owner Phone Number - inc. area code <input type="checkbox"/> Same As Driver	Damage Scale <input type="checkbox"/>	Damaged Area 	
Owner Address, City, State, Zip <input type="checkbox"/> Same As Driver			1 - None		
LP State <input type="text"/>	License Plate Number <input type="text"/>	Vehicle Identification Number <input type="text"/>	2 - Minor		
Vehicle Year <input type="text"/>	Vehicle Make <input type="text"/>	Vehicle Model <input type="text"/>	3 - Functional		
<input type="checkbox"/> Proof of Insurance Shown	Insurance Company <input type="text"/>	Policy Number <input type="text"/>	4 - Disabling		
Carrier Name, Address, City, State, Zip			9 - Unknown		
			Carrier Phone - include area code <input type="text"/>		
US DOT <input type="text"/>	Vehicle Weight GVWR/GCWR <input type="checkbox"/> 1 - Less Than or Equal to 10k Lbs. <input type="checkbox"/> 2 - 10,001 to 26,000 Lbs. <input type="checkbox"/> 3 - More Than 26,000 Lbs.	Cargo Body Type <input type="text"/>	Trafficway Description <input type="checkbox"/>		
HM Placard ID No. <input type="text"/>	<input type="checkbox"/> Hazardous Material Released	01 - No Cargo Body Type/Not Applicable 02 - Bus/Van(9-15 Seats, Inc.Driver) 03 - Bus(16+ Seats, Inc Driver) 04 - Vehicle Towing Another Vehicle 05 - Logging 06 - Intermodal Container Chassis 07 - Cargo Van/Enclosed Box 08 - Grain, Chips, Gravel	09 - Pole 10 - Cargo Tank 11 - Flat Bed 12 - Dump 13 - Concrete Mixer 14 - Auto Transporter 15 - Garbage/Refuse 99 - Other/Unknown		
HM Class Number <input type="text"/>			<input type="checkbox"/> Hit / Skip Unit		
Non-Motorist Location Prior to Impact <input type="text"/>	Type of Use <input type="text"/>	Unit Type <input type="text"/>	Passenger Vehicle (less than 9 passengers) 01 - Sub-Compact 02 - Compact 03 - Mid Size 04 - Full Size 05 - Minivan 06 - Sports Utility Vehicle 07 - Pickup 08 - Van 09 - Motorcycle 10 - Motorized Bicycle 11 - Snowmobile/ATV 12 - Other Passenger Vehicle	Med/Heavy Trucks or Combo Units>10k lbs 13 - Single Unit Truck or Van 2axle, 6 tires 14 - Single Unit Truck 3+ axles 15 - Single Unit Truck/Trailer 16 - Truck/Tractor(Bobtail) 17 - Tractor/Semi-Trailer 18 - Tractor/Double 19 - Tractor/Triples 20 - Other Med/Heavy Vehicle	
	<input type="checkbox"/> In Emergency Response			Bus/Van/Limo (9 or More Including Driver) 21 - Bus/Van (9-15 Seats, Inc Driver) 22 - BUS(16+ Seats, Inc Driver) Non-Motorist 23 - Animal with Rider 24 - Animal with Buggy, Wagon, Surrey 25 - Bicycle/Pedacyclist 26 - Pedestrian/Skater 27 - Other Non-Motorist	
Special Function <input type="text"/>	01 - None 02 - Taxi 03 - Rental Truck (Over 10K Lbs) 04 - Bus - School (Public or Private) 05 - Bus - Transit 06 - Bus - Charter 07 - Bus - Shuttle 08 - Bus - Other	09 - Ambulance 10 - Fire 11 - Highway/Maintenance 12 - Military 13 - Police 14 - Public Utility 15 - Other Government 16 - Construction Equip.	17 - Farm Vehicle 18 - Farm Equipment 19 - Motorhome 20 - Golf Cart 21 - Train 22 - Other (Explain in Narrative)	Most Damaged Area <input type="text"/>	Action <input type="text"/>
				01 - None 02 - Center Front 03 - Right Front 04 - Right Side 05 - Right Rear 06 - Rear Center 07 - Left Rear 08 - Left Side 09 - Left Front 10 - Top and Windows 11 - Undercarriage 12 - Load/Trailer 13 - Total (All Areas) 14 - Other 99 - Unknown	1 - Non-Contact 2 - Non-Collision 3 - Striking 4 - Struck 5 - Striking/Struck 9 - Unknown
Pre-Crash Actions <input type="text"/>	Motorist 01 - Straight Ahead 02 - Backing 03 - Changing Lanes 04 - Overtaking/Passing 05 - Making Right Turn 06 - Making Left Turn	07 - Making U-Turn 08 - Entering Traffic Lane 09 - Leaving Traffic Lane 10 - Parked 11 - Slowing or Stopped in Traffic 12 - Driverless	13 - Negotiating a Curve 14 - Other Motorist Action	Non-Motorist 15 - Entering or Crossing Specified Location 16 - Walking, Running, Jogging, Playing, Cycling 17 - Working 18 - Pushing Vehicle 19 - Approaching or Leaving Vehicle 20 - Standing	21 - Other Non-Motorist Action
Contributing Circumstances <input type="text"/>	Motorist 01 - None 02 - Failure to Yield 03 - Ran Red Light 04 - Ran Stop Sign 05 - Exceeded Speed Limit 06 - Unsafe Speed 07 - Improper Turn 08 - Left of Center 09 - Followed Too Closely/ACDA 10 - Improper Lane Change /Passing/Off Road	11 - Improper Backing 12 - Improper Start From Parked Position 13 - Stopped or Parked Illegally 14 - Operating Vehicle in Negligent Manner 15 - Swerving to Avoid (Due to External Conditions) 16 - Wrong Side/Wrong Way 17 - Failure to Control 18 - Vision Obstruction 19 - Operating Defective Equipment 20 - Load Shifting/Falling/Spilling 21 - Other Improper Action	Non-Motorist 22 - None 23 - Improper Crossing 24 - Darting 25 - Lying and/or Illegally in Roadway 26 - Failure to Yield Right of Way 27 - Not Visible (Dark Clothing) 28 - Inattentive 29 - Failure to Obey Traffic Signs /Signals/Officer 30 - Wrong Side of the Road 31 - Other Non-Motorist Action	Vehicle Defects <input type="text"/>	01 - Turn Signals 02 - Head Lamps 03 - Tail Lamps 04 - Brakes 05 - Steering 06 - Tire Blowout 07 - Worn or Slick tires 08 - Trailer Equipment Defective 09 - Motor Trouble 10 - Disabled From Prior Accident 11 - Other Defects
Sequence of Events 1 <input type="text"/> 2 <input type="text"/> 3 <input type="text"/> 4 <input type="text"/> 5 <input type="text"/> 6 <input type="text"/>	First Harmful Event <input type="text"/>	Most Harmful Event <input type="text"/>	99 - Unknown	Non-Collision Events 01 - Overturn/Rollover 02 - Fire/Explosion 03 - Immersion 04 - Jackknife 05 - Cargo/Equipment Loss or Shift 06 - Equipment Failure (Blown Tire, Brake Failure, etc) 07 - Separation of Units 08 - Ran Off Road Right 09 - Ran Off Road Left 10 - Cross Median 11 - Cross Center Line Opposite Direction of Travel 12 - Downhill Runaway 13 - Other Non-Collision	
Collision with Person, Vehicle or Object Not Fixed 14 - Pedestrian 15 - Pedalcycle 16 - Railway Vehicle (Train,Engine) 17 - Animal - Farm 18 - Animal - Deer 19 - Animal - Other 20 - Motor Vehicle in Transport			Collision With Fixed Object 21 - Parked Motor Vehicle 22 - Work Zone Maintenance Equipment 23 - Struck by Falling, Shifting Cargo or Anything Set in Motion by a Motor Vehicle 24 - Other Movable Object 25 - Impact Attenuator/Crash Cushion 26 - Bridge Overhead Structure 27 - Bridge Pier or Abutment 28 - Bridge Parapet 29 - Bridge Rail 30 - Guardrail Face 31 - Guardrail End 32 - Portable Barrier 33 - Median Cable Barrier 34 - Median Guardrail Barrier 35 - Median Concrete Barrier 36 - Median Other Barrier 37 - Traffic Sign Post 38 - Overhead Sign Post 39 - Light/Luminaries Support 40 - Utility Pole 41 - Other Post, Pole or Support 42 - Culvert 43 - Curb 44 - Ditch 45 - Embankment 46 - Fence 47 Mailbox 48 - Tree 49 - Fire Hydrant 50 - Work Zone Maintenance Equipment 51 - Wall, Building, Tunnel 52 - Other Fixed Object		
Unit Speed <input type="text"/>	Posted Speed <input type="text"/>	Traffic Control <input type="text"/>	01 - No Controls 02 - Stop Sign 03 - Yield Sign 04 - Traffic Signal 05 - Traffic Flashers 06 - School Zone	07 - Railroad Crossbucks 08 - Railroad Flashers 09 - Railroad Gates 10 - Construction Barricade 11 - Person (Flagger, Officer) 12 - Pavement Markings	Unit Direction From <input type="text"/> To <input type="text"/>
<input type="checkbox"/> Stated <input type="checkbox"/> Estimated			13 - Crosswalk Lines 14 - Walk/Don't Walk 15 - Other 16 - Not Reported	1 - North 2 - South 3 - East 4 - West	5 - Northeast 6 - Northwest 7 - Southeast 8 - Southwest 9 - Unknown

Unit Number 02	Owner Name: Last, First, Middle (<input type="checkbox"/> Same As Driver)	Owner Phone Number - inc. area code (<input type="checkbox"/> Same As Driver)	Damage Scale 9	Damaged Area 
Owner Address, City, State, Zip (<input type="checkbox"/> Same As Driver)			1 - None	
LP State	License Plate Number	Vehicle Identification Number	2 - Minor	
Vehicle Year	Vehicle Make	Vehicle Model	3 - Functional	
<input type="checkbox"/> Proof of Insurance Shown	Insurance Company	Policy Number	4 - Disabling	
Carrier Name, Address, City, State, Zip			9 - Unknown	
Carrier Phone - include area code				
US DOT	Vehicle Weight GVWR/GCWR <input type="checkbox"/> 1 - Less Than or Equal to 10k Lbs. <input type="checkbox"/> 2 - 10,001 to 26,000 Lbs. <input type="checkbox"/> 3 - More Than 26,000 Lbs. <input type="checkbox"/> Hazardous Material Released	Cargo Body Type <input type="checkbox"/> 01 - No Cargo Body Type/Not Applicable <input type="checkbox"/> 02 - Bus/Van(9-15 Seats, Inc.Driver) <input type="checkbox"/> 03 - Bus(16+ Seats, Inc Driver) <input type="checkbox"/> 04 - Vehicle Towing Another Vehicle <input type="checkbox"/> 05 - Logging <input type="checkbox"/> 06 - Intermodal Container Chassis <input type="checkbox"/> 07 - Cargo Van/Enclosed Box <input type="checkbox"/> 08 - Grain, Chips, Gravel	09 - Pole 10 - Cargo Tank 11 - Flat Bed 12 - Dump 13 - Concrete Mixer 14 - Auto Transporter 15 - Garbage/Refuse 99 - Other/Unknown	Trafficway Description <input type="checkbox"/> 5 1 - Two-Way, Not Divided 2 - Two-Way, Not Divided, Continuous Left Turn Lane 3 - Two-Way, Divided, Unprotected (Painted or Grass>4 Ft.) Median 4 - Two-Way, Divided, Positive Median Barrier 5 - One-Way Trafficway <input checked="" type="checkbox"/> Hit / Skip Unit
HM Placard ID No.	HM Class Number			
Non-Motorist Location Prior to Impact <input type="checkbox"/> 01 - Intersection - Marked Crosswalk <input type="checkbox"/> 02 - Intersection - No Crosswalk <input type="checkbox"/> 03 - Intersection - Other <input type="checkbox"/> 04 - Midblock - Marked Crosswalk <input type="checkbox"/> 05 - Travel Lane - Other Location <input type="checkbox"/> 06 - Bicycle Lane <input type="checkbox"/> 07 - Shoulder/Roadside <input type="checkbox"/> 08 - Sidewalk <input type="checkbox"/> 09 - Median/Crossing Island <input type="checkbox"/> 10 - Driveway Access <input type="checkbox"/> 11 - Shared-Use Path or Trail <input type="checkbox"/> 12 - Non-Trafficway Area <input type="checkbox"/> 99 - Other/Unknown		Type of Use <input type="checkbox"/> 1 - Personal <input type="checkbox"/> 2 - Commercial <input type="checkbox"/> 3 - Government <input type="checkbox"/> In Emergency Response	Unit Type <input type="checkbox"/> 01 - Sub-Compact <input type="checkbox"/> 02 - Compact <input type="checkbox"/> 03 - Mid Size <input type="checkbox"/> 04 - Full Size <input type="checkbox"/> 05 - Minivan <input type="checkbox"/> 06 - Sports Utility Vehicle <input type="checkbox"/> 07 - Pickup <input type="checkbox"/> 08 - Van <input type="checkbox"/> 09 - Motorcycle <input type="checkbox"/> 10 - Motorized Bicycle <input type="checkbox"/> 11 - Snowmobile/ATV <input type="checkbox"/> 12 - Other Passenger Vehicle	Passenger Vehicle (less than 9 passengers) Med/Heavy Trucks or Combo Units>10k lbs Bus/Van/Limo (9 or More Including Driver) <input type="checkbox"/> 13 - Single Unit Truck or Van 2axle,6 tires <input type="checkbox"/> 14 - Single Unit Truck 3+ axles <input type="checkbox"/> 15 - Single Unit Truck/Trailer <input type="checkbox"/> 16 - Truck/Tractor(Bobtail) <input type="checkbox"/> 17 - Tractor/Semi-Trailer <input type="checkbox"/> 18 - Tractor/Double <input type="checkbox"/> 19 - Tractor/Triples <input type="checkbox"/> 20 - Other Med/Heavy Vehicle <input type="checkbox"/> 21 - Bus/Van (9-15 Seats, Inc Driver) <input type="checkbox"/> 22 - BUS(16+ Seats, Inc Driver) Non-Motorist <input type="checkbox"/> 23 - Animal with Rider <input type="checkbox"/> 24 - Animal with Buggy, Wagon, Surrey <input type="checkbox"/> 25 - Bicycle/Pedacyclist <input type="checkbox"/> 26 - Pedestrian/Skater <input type="checkbox"/> 27 - Other Non-Motorist
Special Function <input type="checkbox"/> 01 - None <input type="checkbox"/> 02 - Taxi <input type="checkbox"/> 03 - Rental Truck (Over 10K Lbs) <input type="checkbox"/> 04 - Bus - School (Public or Private) <input type="checkbox"/> 05 - Bus - Transit <input type="checkbox"/> 06 - Bus - Charter <input type="checkbox"/> 07 - Bus - Shuttle <input type="checkbox"/> 08 - Bus - Other	09 - Ambulance 10 - Fire 11 - Highway/Maintenance 12 - Military 13 - Police 14 - Public Utility 15 - Other Government 16 - Construction Equip.	17 - Farm Vehicle 18 - Farm Equipment 19 - Motorhome 20 - Golf Cart 21 - Train 22 - Other (Explain in Narrative)	Most Damaged Area <input type="checkbox"/> 99 <input type="checkbox"/> 99 Impact Area <input type="checkbox"/> 99 <input type="checkbox"/> 99	Action <input type="checkbox"/> 3 1 - Non-Contact 2 - Non-Collision 3 - Striking 4 - Struck 5 - Striking/Struck 9 - Unknown
Pre-Crash Actions <input type="checkbox"/> 99 <input type="checkbox"/> 99	Motorist <input type="checkbox"/> 01 - Straight Ahead <input type="checkbox"/> 02 - Backing <input type="checkbox"/> 03 - Changing Lanes <input type="checkbox"/> 04 - Overtaking/Passing <input type="checkbox"/> 05 - Making Right Turn <input type="checkbox"/> 06 - Making Left Turn	07 - Making U-Turn 08 - Entering Traffic Lane 09 - Leaving Traffic Lane 10 - Parked 11 - Slowing or Stopped in Traffic 12 - Driverless	13 - Negotiating a Curve 14 - Other Motorist Action	Non-Motorist <input type="checkbox"/> 15 - Entering or Crossing Specified Location <input type="checkbox"/> 16 - Walking, Running, Jogging, Playing, Cycling <input type="checkbox"/> 17 - Working <input type="checkbox"/> 18 - Pushing Vehicle <input type="checkbox"/> 19 - Approaching or Leaving Vehicle <input type="checkbox"/> 20 - Standing <input type="checkbox"/> 21 - Other Non-Motorist Action
Contributing Circumstances Primary <input type="checkbox"/> 99 <input type="checkbox"/> 99 Secondary <input type="checkbox"/> 99 <input type="checkbox"/> 99	Motorist <input type="checkbox"/> 01 - None <input type="checkbox"/> 02 - Failure to Yield <input type="checkbox"/> 03 - Ran Red Light <input type="checkbox"/> 04 - Ran Stop Sign <input type="checkbox"/> 05 - Exceeded Speed Limit <input type="checkbox"/> 06 - Unsafe Speed <input type="checkbox"/> 07 - Improper Turn <input type="checkbox"/> 08 - Left of Center <input type="checkbox"/> 09 - Followed Too Closely/ACDA <input type="checkbox"/> 10 - Improper Lane Change /Passing/Off Road	11 - Improper Backing 12 - Improper Start From Parked Position 13 - Stopped or Parked Illegally 14 - Operating Vehicle in Negligent Manner 15 - Swerving to Avoid (Due to External Conditions) 16 - Wrong Side/Wrong Way 17 - Failure to Control 18 - Vision Obstruction 19 - Operating Defective Equipment 20 - Load Shifting/Falling/Spilling 21 - Other Improper Action	Non-Motorist <input type="checkbox"/> 22 - None <input type="checkbox"/> 23 - Improper Crossing <input type="checkbox"/> 24 - Darting <input type="checkbox"/> 25 - Lying and/or Illegally in Roadway <input type="checkbox"/> 26 - Failure to Yield Right of Way <input type="checkbox"/> 27 - Not Visible (Dark Clothing) <input type="checkbox"/> 28 - Inattentive <input type="checkbox"/> 29 - Failure to Obey Traffic Signs /Signals/Officer <input type="checkbox"/> 30 - Wrong Side of the Road <input type="checkbox"/> 31 - Other Non-Motorist Action	Vehicle Defects <input type="checkbox"/> 01 - Turn Signals <input type="checkbox"/> 02 - Head Lamps <input type="checkbox"/> 03 - Tail Lamps <input type="checkbox"/> 04 - Brakes <input type="checkbox"/> 05 - Steering <input type="checkbox"/> 06 - Tire Blowout <input type="checkbox"/> 07 - Worn or Slick tires <input type="checkbox"/> 08 - Trailer Equipment Defective <input type="checkbox"/> 09 - Motor Trouble <input type="checkbox"/> 10 - Disabled From Prior Accident <input type="checkbox"/> 11 - Other Defects
Sequence of Events 1 <input type="checkbox"/> 2 <input type="checkbox"/> 3 <input type="checkbox"/> 4 <input type="checkbox"/> 5 <input type="checkbox"/> 6 <input type="checkbox"/> First Harmful Event <input type="checkbox"/> 1 Most Harmful Event <input type="checkbox"/> 1 99 - Unknown	Non-Collision Events <input type="checkbox"/> 01 - Overturn/Rollover <input type="checkbox"/> 02 - Fire/Explosion <input type="checkbox"/> 03 - Immersion <input type="checkbox"/> 04 - Jackknife <input type="checkbox"/> 05 - Cargo/Equipment Loss or Shift <input type="checkbox"/> 06 - Equipment Failure (Blown Tire, Brake Failure, etc) <input type="checkbox"/> 07 - Separation of Units <input type="checkbox"/> 08 - Ran Off Road Right <input type="checkbox"/> 09 - Ran Off Road Left <input type="checkbox"/> 10 - Cross Median <input type="checkbox"/> 11 - Cross Center Line Opposite Direction of Travel <input type="checkbox"/> 12 - Downhill Runaway <input type="checkbox"/> 13 - Other Non-Collision			
Collision with Person, Vehicle or Object Not Fixed <input type="checkbox"/> 14 - Pedestrian <input type="checkbox"/> 15 - Pedalcycle <input type="checkbox"/> 16 - Railway Vehicle (Train,Engine) <input type="checkbox"/> 17 - Animal - Farm <input type="checkbox"/> 18 - Animal - Deer <input type="checkbox"/> 19 - Animal - Other <input type="checkbox"/> 20 - Motor Vehicle in Transport		Collision With Fixed Object <input type="checkbox"/> 21 - Parked Motor Vehicle <input type="checkbox"/> 22 - Work Zone Maintenance Equipment <input type="checkbox"/> 23 - Struck by Falling, Shifting Cargo or Anything Set in Motion by a Motor Vehicle <input type="checkbox"/> 24 - Other Movable Object <input type="checkbox"/> 25 - Impact Attenuator/Crash Cushion <input type="checkbox"/> 26 - Bridge Overhead Structure <input type="checkbox"/> 27 - Bridge Pier or Abutment <input type="checkbox"/> 28 - Bridge Parapet <input type="checkbox"/> 29 - Bridge Rail <input type="checkbox"/> 30 - Guardrail Face <input type="checkbox"/> 31 - Guardrail End <input type="checkbox"/> 32 - Portable Barrier <input type="checkbox"/> 33 - Median Cable Barrier <input type="checkbox"/> 34 - Median Guardrail Barrier <input type="checkbox"/> 35 - Median Concrete Barrier <input type="checkbox"/> 36 - Median Other Barrier <input type="checkbox"/> 37 - Traffic Sign Post <input type="checkbox"/> 38 - Overhead Sign Post <input type="checkbox"/> 39 - Light/Luminaries Support <input type="checkbox"/> 40 - Utility Pole <input type="checkbox"/> 41 - Other Post, Pole or Support <input type="checkbox"/> 42 - Culvert <input type="checkbox"/> 43 - Curb <input type="checkbox"/> 44 - Ditch <input type="checkbox"/> 45 - Embankment <input type="checkbox"/> 46 - Fence <input type="checkbox"/> 47 Mailbox <input type="checkbox"/> 48 - Tree <input type="checkbox"/> 49 - Fire Hydrant <input type="checkbox"/> 50 - Work Zone Maintenance Equipment <input type="checkbox"/> 51 - Wall, Building, Tunnel <input type="checkbox"/> 52 - Other Fixed Object		
Unit Speed <input type="checkbox"/> Stated <input type="checkbox"/> Estimated	Posted Speed	Traffic Control <input type="checkbox"/> 01 <input type="checkbox"/> 01 - No Controls <input type="checkbox"/> 02 - Stop Sign <input type="checkbox"/> 03 - Yield Sign <input type="checkbox"/> 04 - Traffic Signal <input type="checkbox"/> 05 - Traffic Flashers <input type="checkbox"/> 06 - School Zone <input type="checkbox"/> 07 - Railroad Crossbucks <input type="checkbox"/> 08 - Railroad Flashers <input type="checkbox"/> 09 - Railroad Gates <input type="checkbox"/> 10 - Construction Barricade <input type="checkbox"/> 11 - Person (Flagger, Officer) <input type="checkbox"/> 12 - Pavement Markings	13 - Crosswalk Lines 14 - Walk/Don't Walk 15 - Other 16 - Not Reported	Unit Direction From <input type="checkbox"/> 9 To <input type="checkbox"/> 1 <input type="checkbox"/> 1 - North <input type="checkbox"/> 2 - South <input type="checkbox"/> 3 - East <input type="checkbox"/> 4 - West <input type="checkbox"/> 5 - Northeast <input type="checkbox"/> 6 - Northwest <input type="checkbox"/> 7 - Southeast <input type="checkbox"/> 8 - Southwest <input type="checkbox"/> 9 - Unknown

Unit Number 011		Owner Name: Last, First, Middle (<input type="checkbox"/> Same As Driver)		Owner Phone Number - inc. area code (<input type="checkbox"/> Same As Driver)		Damage Scale 3				
Owner Address, City, State, Zip (<input type="checkbox"/> Same As Driver)						1 - None 2 - Minor 3 - Functional 4 - Disabling 9 - Unknown				
LP State NY	License Plate Number GSA9689		Vehicle Identification Number _____			# Occupants 00				
Vehicle Year ____		Vehicle Make DODG Dodge	Vehicle Model NEO Neon		Vehicle Color SIL Alum/Silver					
<input checked="" type="checkbox"/> Proof of Insurance Shown	Insurance Company SAFE AUTO		Policy Number OH01371772A1		Towed By					
Carrier Name, Address, City, State, Zip						Carrier Phone - include area code				
US DOT	Vehicle Weight GVWR/GCWR <input type="checkbox"/> 1 - Less Than or Equal to 10k Lbs. <input type="checkbox"/> 2 - 10,001 to 26,000 Lbs. <input type="checkbox"/> 3 - More Than 26,000 Lbs.		Cargo Body Type <input type="checkbox"/> 01 - No Cargo Body Type/Not Applicable <input type="checkbox"/> 02 - Bus/Van(9-15 Seats, Inc.Driver) <input type="checkbox"/> 03 - Bus(16+ Seats, Inc Driver) <input type="checkbox"/> 04 - Vehicle Towing Another Vehicle <input type="checkbox"/> 05 - Logging <input type="checkbox"/> 06 - Intermodal Container Chassis <input type="checkbox"/> 07 - Cargo Van/Enclosed Box <input type="checkbox"/> 08 - Grain, Chips, Gravel			09 - Pole 10 - Cargo Tank 11 - Flat Bed 12 - Dump 13 - Concrete Mixer 14 - Auto Transporter 15 - Garbage/Refuse 99 - Other/Unknown	Trafficway Description <input type="checkbox"/> 1 - Two-Way, Not Divided <input type="checkbox"/> 2 - Two-Way, Not Divided, Continuous Left Turn Lane <input type="checkbox"/> 3 - Two-Way, Divided, Unprotected (Painted or Grass>4 Ft.) Median <input type="checkbox"/> 4 - Two-Way, Divided, Positive Median Barrier <input type="checkbox"/> 5 - One-Way Trafficway <input type="checkbox"/> Hit / Skip Unit			
HM Placard ID No. _____	<input type="checkbox"/> Hazardous Material Released									
HM Class Number										
Non-Motorist Location Prior to Impact <input type="checkbox"/> 01 - Intersection - Marked Crosswalk <input type="checkbox"/> 02 - Intersection - No Crosswalk <input type="checkbox"/> 03 - Intersection - Other <input type="checkbox"/> 04 - Midblock - Marked Crosswalk <input type="checkbox"/> 05 - Travel Lane - Other Location <input type="checkbox"/> 06 - Bicycle Lane <input type="checkbox"/> 07 - Shoulder/Roadside <input type="checkbox"/> 08 - Sidewalk <input type="checkbox"/> 09 - Median/Crossing Island <input type="checkbox"/> 10 - Driveway Access <input type="checkbox"/> 11 - Shared-Use Path or Trail <input type="checkbox"/> 12 - Non-Trafficway Area <input type="checkbox"/> 99 - Other/Unknown		Type of Use <input type="checkbox"/> 1 - Personal <input type="checkbox"/> 2 - Commercial <input type="checkbox"/> 3 - Government <input type="checkbox"/> In Emergency Response	Unit Type <input type="checkbox"/> 99 - Unknown or Hit/Skip		Passenger Vehicle (less than 9 passengers) 01 - Sub-Compact 02 - Compact 03 - Mid Size 04 - Full Size 05 - Minivan 06 - Sports Utility Vehicle 07 - Pickup 08 - Van 09 - Motorcycle 10 - Motorized Bicycle 11 - Snowmobile/ATV 12 - Other Passenger Vehicle		Med/Heavy Trucks or Combo Units>10k lbs 13 - Single Unit Truck or Van 2axle, 6 tires 14 - Single Unit Truck 3+ axles 15 - Single Unit Truck/Trailer 16 - Truck/Tractor(Bobtail) 17 - Tractor/Semi-Trailer 18 - Tractor/Double 19 - Tractor/Triples 20 - Other Med/Heavy Vehicle		Bus/Van/Limo (9 or More Including Driver) 21 - Bus/Van (9-15 Seats, Inc Driver) 22 - BUS(16+ Seats, Inc Driver) Non-Motorist 23 - Animal with Rider 24 - Animal with Buggy, Wagon, Surrey 25 - Bicycle/Pedacyclist 26 - Pedestrian/Skater 27 - Other Non-Motorist	
Special Function <input type="checkbox"/> 01 - None <input type="checkbox"/> 02 - Taxi <input type="checkbox"/> 03 - Rental Truck (Over 10K Lbs) <input type="checkbox"/> 04 - Bus - School (Public or Private) <input type="checkbox"/> 05 - Bus - Transit <input type="checkbox"/> 06 - Bus - Charter <input type="checkbox"/> 07 - Bus - Shuttle <input type="checkbox"/> 08 - Bus - Other	09 - Ambulance 10 - Fire 11 - Highway/Maintenance 12 - Military 13 - Police 14 - Public Utility 15 - Other Government 16 - Construction Equip.		17 - Farm Vehicle 18 - Farm Equipment 19 - Motorhome 20 - Golf Cart 21 - Train 22 - Other (Explain in Narrative)		Most Damaged Area <input type="checkbox"/> 09 Impact Area <input type="checkbox"/>		01 - None 02 - Center Front 03 - Right Front 04 - Right Side 05 - Right Rear 06 - Rear Center 07 - Left Rear 08 - Left Side 09 - Left Front 10 - Top and Windows 11 - Undercarriage 12 - Load/Trailer 13 - Total (All Areas) 14 - Other	Action <input type="checkbox"/> 1 - Non-Contact <input type="checkbox"/> 2 - Non-Collision 3 - Striking 4 - Struck 5 - Striking/Struck 9 - Unknown		
Pre-Crash Actions <input type="checkbox"/>	Motorist 01 - Straight Ahead 02 - Backing 03 - Changing Lanes 04 - Overtaking/Passing 05 - Making Right Turn 06 - Making Left Turn 99 - Unknown		07 - Making U-Turn 08 - Entering Traffic Lane 09 - Leaving Traffic Lane 10 - Parked 11 - Slowing or Stopped in Traffic 12 - Driverless		13 - Negotiating a Curve 14 - Other Motorist Action		Non-Motorist 15 - Entering or Crossing Specified Location 16 - Walking, Running, Jogging, Playing, Cycling 17 - Working 18 - Pushing Vehicle 19 - Approaching or Leaving Vehicle 20 - Standing		21 - Other Non-Motorist Action	
Contributing Circumstances Primary <input type="checkbox"/> 01	Motorist 01 - None 02 - Failure to Yield 03 - Ran Red Light 04 - Ran Stop Sign 05 - Exceeded Speed Limit 06 - Unsafe Speed 07 - Improper Turn 08 - Left of Center 09 - Followed Too Closely/ACDA 10 - Improper Lane Change /Passing/Off Road		11 - Improper Backing 12 - Improper Start From Parked Position 13 - Stopped or Parked Illegally 14 - Operating Vehicle in Negligent Manner 15 - Swerving to Avoid (Due to External Conditions) 16 - Wrong Side/Wrong Way 17 - Failure to Control 18 - Vision Obstruction 19 - Operating Defective Equipment 20 - Load Shifting/Falling/Spilling 21 - Other Improper Action		Non-Motorist 22 - None 23 - Improper Crossing 24 - Darting 25 - Lying and/or Illegally in Roadway 26 - Failure to Yield Right of Way 27 - Not Visible (Dark Clothing) 28 - Inattentive 29 - Failure to Obey Traffic Signs /Signals/Officer 30 - Wrong Side of the Road 31 - Other Non-Motorist Action		Vehicle Defects <input type="checkbox"/> 01 - Turn Signals 02 - Head Lamps 03 - Tail Lamps 04 - Brakes 05 - Steering 06 - Tire Blowout 07 - Worn or Slick tires 08 - Trailer Equipment Defective 09 - Motor Trouble 10 - Disabled From Prior Accident 11 - Other Defects			
Sequence of Events 1 <input type="checkbox"/> 2 <input type="checkbox"/> 3 <input type="checkbox"/> 4 <input type="checkbox"/> 5 <input type="checkbox"/> 6 <input type="checkbox"/>	First Harmful Event <input type="checkbox"/>	Most Harmful Event <input type="checkbox"/>	99 - Unknown							
Collision with Person, Vehicle or Object Not Fixed	14 - Pedestrian 15 - Pedalcycle 16 - Railway Vehicle (Train, Engine) 17 - Animal - Farm 18 - Animal - Deer 19 - Animal - Other 20 - Motor Vehicle in Transport		21 - Parked Motor Vehicle 22 - Work Zone Maintenance Equipment 23 - Struck by Falling, Shifting Cargo or Anything Set in Motion by a Motor Vehicle 24 - Other Movable Object		25 - Impact Attenuator/Crash Cushion 26 - Bridge Overhead Structure 27 - Bridge Pier or Abutment 28 - Bridge Parapet 29 - Bridge Rail 30 - Guardrail Face 31 - Guardrail End 32 - Portable Barrier		33 - Median Cable Barrier 34 - Median Guardrail Barrier 35 - Median Concrete Barrier 36 - Median Other Barrier 37 - Traffic Sign Post 38 - Overhead Sign Post 39 - Light/Luminaries Support 40 - Utility Pole		41 - Other Post, Pole or Support 42 - Culvert 43 - Curb 44 - Ditch 45 - Embankment 46 - Fence 47 - Mailbox	48 - Tree 49 - Fire Hydrant 50 - Work Zone Maintenance Equipment 51 - Wall, Building, Tunnel 52 - Other Fixed Object
Collision with Fixed Object	10 - Cross Median 11 - Cross Center Line Opposite Direction of Travel 12 - Downhill Runaway 13 - Other Non-Collision						10 - Cross Median 11 - Cross Center Line Opposite Direction of Travel 12 - Downhill Runaway 13 - Other Non-Collision			
Unit Speed _____ <input type="checkbox"/> Stated <input type="checkbox"/> Estimated	Posted Speed _____ <input type="checkbox"/> Stated <input type="checkbox"/> Estimated	Traffic Control <input type="checkbox"/> 01 - No Controls <input type="checkbox"/> 02 - Stop Sign <input type="checkbox"/> 03 - Yield Sign <input type="checkbox"/> 04 - Traffic Signal <input type="checkbox"/> 05 - Traffic Flashers <input type="checkbox"/> 06 - School Zone			07 - Railroad Crossbucks 08 - Railroad Flashers 09 - Railroad Gates 10 - Construction Barricade 11 - Person (Flagger, Officer) 12 - Pavement Markings		13 - Crosswalk Lines 14 - Walk/Don't Walk 15 - Other 16 - Not Reported		Unit Direction From <input type="checkbox"/> To <input type="checkbox"/> 1 - North 2 - South 3 - East 4 - West	5 - Northeast 6 - Northwest 7 - Southeast 8 - Southwest 9 - Unknown

Unit Number 02	Owner Name: Last, First, Middle (<input type="checkbox"/> Same As Driver)	Owner Phone Number - inc. area code (<input type="checkbox"/> Same As Driver)	Damage Scale 3	Damaged Area 	
Owner Address, City, State, Zip (<input type="checkbox"/> Same As Driver)					
LP State OH	License Plate Number	Vehicle Identification Number	# Occupants 01		
Vehicle Year	Vehicle Make HYUN Hyundai	Vehicle Model SON Sonata	Vehicle Color BLK Black		
<input type="checkbox"/> Proof of Insurance Shown	Insurance Company	Policy Number	Towed By		
Carrier Name, Address, City, State, Zip				Carrier Phone - include area code	
US DOT	Vehicle Weight GVWR/GCWR <input type="checkbox"/> 1 - Less Than or Equal to 10k Lbs. <input type="checkbox"/> 2 - 10,001 to 26,000 Lbs. <input type="checkbox"/> 3 - More Than 26,000 Lbs.	Cargo Body Type 01 01 - No Cargo Body Type/Not Applicable 02 - Bus/Van(9-15 Seats, Inc.Driver) 03 - Bus(16+ Seats, Inc Driver) 04 - Vehicle Towing Another Vehicle 05 - Logging 06 - Intermodal Container Chassis 07 - Cargo Van/Enclosed Box 08 - Grain, Chips, Gravel	09 - Pole 10 - Cargo Tank 11 - Flat Bed 12 - Dump 13 - Concrete Mixer 14 - Auto Transporter 15 - Garbage/Refuse 99 - Other/Unknown	Trafficway Description 1 1 - Two-Way, Not Divided 2 - Two-Way, Not Divided, Continuous Left Turn Lane 3 - Two-Way, Divided, Unprotected (Painted or Grass>4 Ft.) Median 4 - Two-Way, Divided, Positive Median Barrier 5 - One-Way Trafficway <input checked="" type="checkbox"/> Hit / Skip Unit	
HM Placard ID No.	<input type="checkbox"/> Hazardous Material Released				
HM Class Number					
Non-Motorist Location Prior to Impact 01 01 - Intersection - Marked Crosswalk 02 - Intersection - No Crosswalk 03 - Intersection - Other 04 - Midblock - Marked Crosswalk 05 - Travel Lane - Other Location 06 - Bicycle Lane 07 - Shoulder/Roadside 08 - Sidewalk 09 - Median/Crossing Island 10 - Driveway Access 11 - Shared-Use Path or Trail 12 - Non-Trafficway Area 99 - Other/Unknown	Type of Use 1 1 - Personal 2 - Commercial 3 - Government <input type="checkbox"/> In Emergency Response	Unit Type 03 99 - Unknown or Hit/Skip	Passenger Vehicle (less than 9 passengers) 01 - Sub-Compact 02 - Compact 03 - Mid Size 04 - Full Size 05 - Minivan 06 - Sports Utility Vehicle 07 - Pickup 08 - Van 09 - Motorcycle 10 - Motorized Bicycle 11 - Snowmobile/ATV 12 - Other Passenger Vehicle	Med/Heavy Trucks or Combo Units>10k lbs 13 - Single Unit Truck or Van 2axle,6 tires 14 - Single Unit Truck 3+ axles 15 - Single Unit Truck/Trailer 16 - Truck/Tractor(Bobtail) 17 - Tractor/Semi-Trailer 18 - Tractor/Double 19 - Tractor/Triples 20 - Other Med/Heavy Vehicle	Bus/Van/Limo (9 or More Including Driver) 21 - Bus/Van (9-15 Seats, Inc Driver) 22 - BUS(16+ Seats, Inc Driver) Non-Motorist 23 - Animal with Rider 24 - Animal with Buggy, Wagon, Surrey 25 - Bicycle/Pedacyclist 26 - Pedestrian/Skater 27 - Other Non-Motorist
Special Function 01 01 - None 02 - Taxi 03 - Rental Truck (Over 10K Lbs) 04 - Bus - School (Public or Private) 05 - Bus - Transit 06 - Bus - Charter 07 - Bus - Shuttle 08 - Bus - Other	09 - Ambulance 10 - Fire 11 - Highway/Maintenance 12 - Military 13 - Police 14 - Public Utility 15 - Other Government 16 - Construction Equip.	17 - Farm Vehicle 18 - Farm Equipment 19 - Motorhome 20 - Golf Cart 21 - Train 22 - Other (Explain in Narrative)	Most Damaged Area 07 01 - None 02 - Center Front 03 - Right Front 04 - Right Side 05 - Right Rear 06 - Rear Center 07 - Left Rear	08 - Left Side 09 - Left Front 10 - Top and Windows 11 - Undercarriage 12 - Load/Trailer 13 - Total (All Areas) 14 - Other	Action 5 1 - Non-Contact 2 - Non-Collision 3 - Striking 4 - Struck 5 - Striking/Struck 9 - Unknown
Pre-Crash Actions 02 01 - Straight Ahead 02 - Backing 03 - Changing Lanes 99 - Unknown 04 - Overtaking/Passing 05 - Making Right Turn 06 - Making Left Turn	Motorist 07 - Making U-Turn 08 - Entering Traffic Lane 09 - Leaving Traffic Lane 10 - Parked 11 - Slowing or Stopped in Traffic 12 - Driverless	13 - Negotiating a Curve 14 - Other Motorist Action	Non-Motorist 15 - Entering or Crossing Specified Location 16 - Walking, Running, Jogging, Playing, Cycling 17 - Working 18 - Pushing Vehicle 19 - Approaching or Leaving Vehicle 20 - Standing		
Contributing Circumstances Primary 11 01 - None 02 - Failure to Yield 03 - Ran Red Light 04 - Ran Stop Sign Secondary 01 05 - Exceeded Speed Limit 06 - Unsafe Speed 07 - Improper Turn 08 - Left of Center 99 - Unknown 09 - Followed Too Closely/ACDA 10 - Improper Lane Change /Passing/Off Road	Motorist 11 - Improper Backing 12 - Improper Start From Parked Position 13 - Stopped or Parked Illegally 14 - Operating Vehicle in Negligent Manner 15 - Swerving to Avoid (Due to External Conditions) 16 - Wrong Side/Wrong Way 17 - Failure to Control 18 - Vision Obstruction 19 - Operating Defective Equipment 20 - Load Shifting/Falling/Spilling 21 - Other Improper Action	Non-Motorist 22 - None 23 - Improper Crossing 24 - Darting 25 - Lying and/or Illegally in Roadway 26 - Failure to Yield Right of Way 27 - Not Visible (Dark Clothing) 28 - Inattentive 29 - Failure to Obey Traffic Signs /Signals/Officer 30 - Wrong Side of the Road 31 - Other Non-Motorist Action	Vehicle Defects 01 01 - Turn Signals 02 - Head Lamps 03 - Tail Lamps 04 - Brakes 05 - Steering 06 - Tire Blowout 07 - Worn or Slick tires 08 - Trailer Equipment Defective 09 - Motor Trouble 10 - Disabled From Prior Accident 11 - Other Defects		
Sequence of Events 1 20 2 00 3 00 4 00 5 00 6 00 First Harmful Event 1 Most Harmful Event 1 99 - Unknown	Non-Collision Events 01 - Overturn/Rollover 02 - Fire/Explosion 03 - Immersion 04 - Jackknife 05 - Cargo/Equipment Loss or Shift 06 - Equipment Failure (Blown Tire, Brake Failure, etc) 07 - Separation of Units 08 - Ran Off Road Right 09 - Ran Off Road Left 10 - Cross Median 11 - Cross Center Line Opposite Direction of Travel 12 - Downhill Runaway 13 - Other Non-Collision				
Collision With Person, Vehicle or Object Not Fixed 14 - Pedestrian 15 - Pedalcycle 16 - Railway Vehicle (Train,Engine) 17 - Animal - Farm 18 - Animal - Deer 19 - Animal - Other 20 - Motor Vehicle in Transport 21 - Parked Motor Vehicle 22 - Work Zone Maintenance Equipment 23 - Struck by Falling, Shifting Cargo or Anything Set in Motion by a Motor Vehicle 24 - Other Movable Object					
Collision With Fixed Object 25 - Impact Attenuator/Crash Cushion 26 - Bridge Overhead Structure 27 - Bridge Pier or Abutment 28 - Bridge Parapet 29 - Bridge Rail 30 - Guardrail Face 31 - Guardrail End 32 - Portable Barrier 33 - Median Cable Barrier 34 - Median Guardrail Barrier 35 - Median Concrete Barrier 36 - Median Other Barrier 37 - Traffic Sign Post 38 - Overhead Sign Post 39 - Light/Luminaries Support 40 - Utility Pole 41 - Other Post, Pole or Support 42 - Culvert 43 - Curb 44 - Ditch 45 - Embankment 46 - Fence 47 Mailbox 48 - Tree 49 - Fire Hydrant 50 - Work Zone Maintenance Equipment 51 - Wall, Building, Tunnel 52 - Other Fixed Object					
Unit Speed 10 <input type="checkbox"/> Stated <input checked="" type="checkbox"/> Estimated	Posted Speed 10	Traffic Control 01 01 - No Controls 02 - Stop Sign 03 - Yield Sign 04 - Traffic Signal 05 - Traffic Flashers 06 - School Zone 07 - Railroad Crossbucks 08 - Railroad Flashers 09 - Railroad Gates 10 - Construction Barricade 11 - Person (Flagger, Officer) 12 - Pavement Markings	13 - Crosswalk Lines 14 - Walk/Don't Walk 15 - Other 16 - Not Reported	Unit Direction From 4 To 3 1 - North 2 - South 3 - East 4 - West 5 - Northeast 6 - Northwest 7 - Southeast 8 - Southwest 9 - Unknown	



Motorist / Non-Motorist / Occupant

Local Report Number *

Motorist/Non-Motorist

Unit Number [][]	Name: Last, First, Middle	Date of Birth [][][][][][][][][]	Age [][]	Gender <input type="checkbox"/> F - Female <input type="checkbox"/> M - Male							
Address, City, State, Zip			Contact Phone - include area code								
Injuries <input type="checkbox"/>	Injured Taken By <input type="checkbox"/>	EMS Agency	Medical Facility Injured Taken To	Safety Equipment Used <input type="checkbox"/>	DOT Compliant Motorcycle Helmet <input type="checkbox"/>	Seating Position [][]	Air Bag Usage <input type="checkbox"/>	Ejection <input type="checkbox"/>	Trapped <input type="checkbox"/>		
OL State [][]	Operator License Number	OL Class <input type="checkbox"/>	No Valid OL <input type="checkbox"/>	M/C End <input type="checkbox"/>	Condition <input type="checkbox"/>	Alcohol/Drug Suspected <input type="checkbox"/>	Alcohol Test Status <input type="checkbox"/>	Alcohol Test Type <input type="checkbox"/>	Alcohol Test Value [][][][]	Drug Test Status <input type="checkbox"/>	Drug Test Type <input type="checkbox"/>
Offense Charged (<input type="checkbox"/> Local Code)		Offense Description			Citation Number		Hands-Free Device Used <input type="checkbox"/>		Driver Distracted By <input type="checkbox"/>		

Motorist/Non-Motorist

Unit Number [][]	Name: Last, First, Middle	Date of Birth [][][][][][][][][]	Age [][]	Gender <input type="checkbox"/> F - Female <input type="checkbox"/> M - Male							
Address, City, State, Zip			Contact Phone - include area code								
Injuries <input type="checkbox"/>	Injured Taken By <input type="checkbox"/>	EMS Agency	Medical Facility Injured Taken To	Safety Equipment Used <input type="checkbox"/>	DOT Compliant Motorcycle Helmet <input type="checkbox"/>	Seating Position [][]	Air Bag Usage <input type="checkbox"/>	Ejection <input type="checkbox"/>	Trapped <input type="checkbox"/>		
OL State [][]	Operator License Number	OL Class <input type="checkbox"/>	No Valid OL <input type="checkbox"/>	M/C End <input type="checkbox"/>	Condition <input type="checkbox"/>	Alcohol/Drug Suspected <input type="checkbox"/>	Alcohol Test Status <input type="checkbox"/>	Alcohol Test Type <input type="checkbox"/>	Alcohol Test Value [][][][]	Drug Test Status <input type="checkbox"/>	Drug Test Type <input type="checkbox"/>
Offense Charged (<input type="checkbox"/> Local Code)		Offense Description			Citation Number		Hands-Free Device Used <input type="checkbox"/>		Driver Distracted By <input type="checkbox"/>		

Injuries 1 - No Injury/None Reported 2 - Possible 3 - Non-Incapacitating 4 - Incapacitating 5 - Fatal	Injured Taken By 1 - Not Transported / Treated at Scene 2 - EMS 3 - Police 4 - Other 9 - Unknown	Safety Equipment Used Motorist 01 - None Used - Vehicle Occupant 02 - Shoulder Belt Only Used 03 - Lap Belt Only Used 04 - Shoulder Belt and Lap Belt Used	99 - Unknown Safety Equipment 05 - Child Restraint System-Forward Facing 06 - Child Restraint System-Rear Facing 07 - Booster Seat 08 - Helmet Used	Non-Motorist 09 - None Used 10 - Helmet Used 11 - Protective Pads Used (Elbows, Knees, Etc) 12 - Reflective Clothing 13 - Lighting 14 - Other
---	--	---	--	--

Seating Position 01 - Front - Left Side (Motorcycle Driver) 02 - Front - Middle 03 - Front - Right Side 04 - Second - Left Side (Motorcycle Passenger) 05 - Second - Middle 06 - Second - Right Side	Operator License Class 07 - Third - Left Side (Motorcycle Side Car) 08 - Third - Middle 09 - Third - Right Side 10 - Sleeper Section of Cab (Truck) 11 - Passenger in Other Enclosed Cargo Area (Non-Trailing Unit Such as a Bus, Pick-up with Cab)	Condition 1 - Apparently Normal 2 - Physical Impairment 3 - Emotional (Depressed, Angry, Disturbed) 4 - Illness 5 - Fell Asleep, Fainted, Fatigued 6 - Under The Influence of Medications, Drugs, Alcohol 7 - Other	Air Bag Usage 1 - Not Deployed 2 - Deployed Front 3 - Deployed Side 4 - Deployed Both Front/Side 5 - Not Applicable 9 - Deployment Unknown
---	---	---	---

Ejection 1 - Not Ejected 2 - Totally Ejected 3 - Partially Ejected 4 - Not Applicable	Trapped 1 - Not Trapped 2 - Extricated by Mechanical Means 3 - Extricated by Non-Mechanical Means	Operator License Class 1 - Class A 2 - Class B 3 - Class C 4 - Regular Class (Ohio is "D") 5 - MC/Moped <u>Only</u>	Alcohol/Drug Suspected 1 - None 2 - Yes - Alcohol Suspected 3 - Yes - HBD Not Impaired 4 - Yes - Drugs Suspected 5 - Yes - Alcohol and Drugs Suspected
--	---	---	--

Alcohol Test Status 1 - None Given 2 - Test Refused 3 - Test Given, Contaminated Sample/Unusable 4 - Test Given, Results Known 5 - Test Given, Results Unknown	Alcohol Test Type 1 - None 2 - Blood 3 - Urine 4 - Breath 5 - Other	Drug Test Status 1 - None Given 2 - Test Refused 3 - Test Given, Contaminated Sample/Unusable 4 - Test Given, Results Known 5 - Test Given, Results Unknown	Drug Test Type 1 - None 2 - Blood 3 - Urine 4 - Other	Driver Distracted By 1 - No Distraction Reported 2 - Phone 3 - Texting/E-mailing 4 - Electronic Communication Device 5 - Other Electronic Device (Navigation Device, Radio, DVD) 6 - Other Inside the Vehicle 7 - External Distraction
--	---	---	--	--

Occupant

Unit Number [][]	Name: Last, First, Middle	Date of Birth [][][][][][][][][]	Age [][]	Gender <input type="checkbox"/> F - Female <input type="checkbox"/> M - Male					
Address, City, State, Zip			Contact Phone - include area code						
Injuries <input type="checkbox"/>	Injured Taken By <input type="checkbox"/>	EMS Agency	Medical Facility Injured Taken To	Safety Equipment Used <input type="checkbox"/>	DOT Compliant Motorcycle Helmet <input type="checkbox"/>	Seating Position [][]	Air Bag Usage <input type="checkbox"/>	Ejection <input type="checkbox"/>	Trapped <input type="checkbox"/>
Unit Number [][]	Name: Last, First, Middle	Date of Birth [][][][][][][][][]	Age [][]	Gender <input type="checkbox"/> F - Female <input type="checkbox"/> M - Male					
Address, City, State, Zip			Contact Phone - include area code						
Injuries <input type="checkbox"/>	Injured Taken By <input type="checkbox"/>	EMS Agency	Medical Facility Injured Taken To	Safety Equipment Used <input type="checkbox"/>	DOT Compliant Motorcycle Helmet <input type="checkbox"/>	Seating Position [][]	Air Bag Usage <input type="checkbox"/>	Ejection <input type="checkbox"/>	Trapped <input type="checkbox"/>

Occupant

Unit Number [][]	Name: Last, First, Middle	Date of Birth [][][][][][][][][]	Age [][]	Gender <input type="checkbox"/> F - Female <input type="checkbox"/> M - Male						
Address, City, State, Zip			Contact Phone - include area code							
Injuries <input type="checkbox"/>	Injured Taken By <input type="checkbox"/>	EMS Agency	Medical Facility Injured Taken To	Safety Equipment Used <input type="checkbox"/>	DOT Compliant Motorcycle Helmet <input type="checkbox"/>	Seating Position [][]	Air Bag Usage <input type="checkbox"/>	Ejection <input type="checkbox"/>	Trapped <input type="checkbox"/>	
Offense Charged (<input type="checkbox"/> Local Code)		Offense Description			Citation Number		Hands-Free Device Used <input type="checkbox"/>		Driver Distracted By <input type="checkbox"/>	

OHIO TRAFFIC CRASH REPORT DIAGRAM / NARRATIVE CONTINUATION

LOCAL REPORT NUMBER	REPORTING AGENCY	DATE OF CRASH M D Y		
IN COUNTY OF	CRASH LOCATION			
